



Statistical Section and Glossary



In This Section

This section includes additional statistical information such as six year financial trends of all Funds combined and the General Fund shown separately. City salary tables and position grades for the budget year are included. Finally, a glossary including terms common to the City and municipal financial reports follows.

- Notice of Public Hearing..... 298
- All Funds-Revenue Expenditure Trend 299
- All Funds-Revenue Detail Trend 300
- General Fund-Revenue Expenditure Trend 301
- General Fund-Detail Revenue Trend 302
- Salary Tables by Grade 303
- Alphabetical Listing of City Positions 310
- Employee Benefit Rate Table 313
- List of Acronyms..... 314
- Glossary 315

Thunderbirds, the U.S. Air Force's Air Demonstration Squadron, based at Nellis Air Force Base, Nevada, flying over the Las Vegas Valley.

Mayor
Michael L. Montandon

Council Members
William E. Robinson
Stephanie S. Smith
Shari Buck
Robert L. Eliason



City Manager
Gregory E. Rose

Finance Department – Philip F. Stoeckinger – Finance Director
2200 Civic Center Drive • North Las Vegas, Nevada 89030
Telephone: (702) 633-1462 • Fax: (702) 649-5077
www.cityofnorthlasvegas.com


The City of North Las Vegas herewith submits the final budget for the fiscal year ending June 30, 2009.

This budget contains five funds, including Debt Service, requiring property tax revenues totaling \$85,889,300.

This budget contains 12 governmental type funds with estimated expenditures of \$545,830,500, net of transfers and excluding contingencies of \$1,000,000, and five proprietary funds with estimated expenses of \$99,017,200.

Copies of this budget have been filed for public record and inspection in the offices enumerated in NRS 354.596 (Local Government Budget and Finance Act).


CERTIFICATION


I, 
Philip F. Stoeckinger
Finance Director
certify that all applicable funds and
financial operations of this Local
Government are listed herein.


ATTEST:


Karen L. Storms, CMC
City Clerk

APPROVED BY THE GOVERNING BOARD:


Michael Montandon, Mayor


William E. Robinson, Mayor Pro Tem


Stephanie S. Smith, Councilwoman


Shari Buck, Councilwoman


Robert L. Eliason, Councilman

Dated May 27, 2008

SCHEDULE OF NOTICE OF PUBLIC HEARING:

DATE AND TIME: May 20, 2008; 4:00 p.m.
PUBLICATION DATE: May 12, 2008
RECONVENED: May 27, 2008; 4:00 p.m.
PLACE: City Council Chambers, North Las Vegas
City Hall, 2200 Civic Center Drive
North Las Vegas, Nevada

All Funds

Revenue, Expenditure Trend 2004 - 2009

	2003-04 Actual	2004-05 Actual	2005-06 Actual	2006-07 Actual	2007-08 Amended Budget	2008-09 Final Budget
Revenues						
Property Taxes	37,569,807	46,309,282	55,803,760	70,270,573	79,920,300	94,444,100
Other Taxes	3,466,846	3,367,365	4,966,674	2,160,453	1,757,100	2,191,400
Licenses and Permits	28,304,794	31,329,076	35,431,853	34,578,793	33,814,660	36,496,800
Intergovernmental Revenue	60,752,647	121,241,867	53,529,300	62,716,876	132,952,198	172,652,500
Consolidated Taxes	37,621,661	47,361,649	53,720,737	52,955,745	52,000,000	52,000,000
Charges for Services	104,589,132	127,533,058	133,899,853	109,790,974	115,967,700	118,860,000
Fines and Forfeitures	6,552,160	6,922,688	7,904,607	8,499,400	11,478,430	11,823,000
Miscellaneous	8,482,522	18,709,694	17,661,508	197,615,626	52,108,310	48,200,100
Total Revenues	287,339,569	402,774,679	362,918,292	538,588,440	479,998,698	536,667,900
Expenditures by Function						
General Government	21,203,620	24,381,685	26,353,079	35,888,669	66,120,546	57,197,600
Judicial	19,549,938	19,237,255	8,176,794	10,422,419	12,768,600	14,090,700
Public Safety	92,911,229	111,957,342	123,202,143	145,738,226	169,769,569	196,467,300
Public Works	49,573,429	72,926,215	49,754,804	66,859,073	123,814,801	175,467,600
Culture and Recreation	12,660,528	71,133,253	22,960,196	29,036,250	38,814,997	82,618,100
Community Support	5,103,750	5,348,224	6,500,816	8,882,087	14,763,747	18,365,200
Utility Enterprises	54,709,073	52,031,521	60,112,005	42,990,669	147,594,874	178,531,600
Internal Services	8,438,333	10,319,342	10,116,201	11,416,573	17,683,176	16,028,200
Debt Service	88,878	13,146	1,528,243	-	-	-
Total Expenditures	264,238,778	367,347,983	308,704,281	351,233,966	591,330,310	738,766,300
Excess (deficit) of Revenues Over Expenditures	23,100,791	35,426,696	54,214,011	187,354,474	(111,331,612)	(202,098,400)
Other Financing Sources (Uses)						
Capital Contr. & Don.				-	-	-
Bond Proceeds	5,107,102		164,143,946	13,660,000	12,681,000	37,347,900
Other Financing	1,755,159	3,541,679	875,540	179,833	93,600	96,400
Transfers In	14,056,099	56,791,980	72,284,157	93,683,179	95,474,522	81,283,600
Contingency				-	(1,873,480)	(1,010,000)
Debt Service Expense	(9,112,767)	(9,459,539)	(9,914,904)	(28,444,479)	(20,307,970)	(20,313,600)
Capital Contributions	(477,986)			-	-	-
Transfers Out	(14,056,098)	(56,791,980)	(72,284,156)	(93,683,179)	(95,474,522)	(81,283,600)
Total Other Financing Sources (Uses)	(2,728,491)	(5,917,860)	155,104,583	(14,604,646)	(9,406,850)	16,120,700
Net Changes in Fund Balance	20,372,300	29,508,836	209,318,594	172,749,828	(120,738,462)	(185,977,700)
Beginning Fund Balance	158,613,786	178,986,086	206,611,963	396,044,290	568,794,118	448,055,656
Ending Fund Balance	178,986,086	208,494,922	415,930,557	568,794,118	448,055,656	262,077,956



CITY OF NORTH LAS VEGAS

ALL FUNDS

Revenue Detail Trend 2004 - 2009

	2003-04 Actual	2004-05 Actual	2005-06 Actual	2006-07 Actual	2007-08 Amended Budget	2008-09 Final Budget
Taxes						
Property Taxes	37,569,807	46,309,282	55,803,760	70,270,573	79,920,300	94,444,100
Other Taxes	3,466,846	3,367,365	4,966,674	2,160,453	1,757,100	2,191,400
Total Taxes	41,036,653	49,676,647	60,770,434	72,431,026	81,677,400	96,635,500
Licenses & Permits						
Business Licenses	3,473,855	3,958,538	4,404,279	4,567,506	5,073,000	5,478,900
Liquor Licenses	406,140	444,257	640,755	645,910	374,100	404,000
City Gaming Licenses	1,338,236	1,220,667	1,258,344	1,278,683	1,105,500	1,193,900
Utility Franchise Fees	9,954,903	11,761,980	13,778,783	15,773,376	17,527,800	19,631,200
Animal Licenses	11,256	36,802	30,996	49,305	59,500	62,500
County Gaming Licenses				1,162,433	1,190,560	1,226,300
Engineering & Bldg Permits	13,120,404	13,906,832	15,318,696	11,101,580	8,484,200	8,500,000
Total Licenses & Permits	28,304,794	31,329,076	35,431,853	34,578,793	33,814,660	36,496,800
Intergovernmental Revenues						
Federal & Local Grants	6,480,036	66,222,922	7,830,293	11,436,937	21,600,806	32,001,100
Motor Vehicle Taxes	2,178,066	2,306,422	2,635,718	2,791,880	3,124,900	3,218,500
Consolidated Tax Distribution	37,621,661	47,361,649	53,720,737	52,955,745	52,000,000	52,000,000
Police Sales Tax			6,360,003	8,892,857	8,961,000	9,229,800
Special Ad Valorem Tax	645,427	1,027,054	893,905	1,134,057	970,100	999,200
Room and Gaming Taxes - LVCVA	1,277,384	1,503,850	1,857,549	2,044,170	1,435,100	1,478,200
Public Works Indirect Allocation	1,505,400	1,682,918	1,440,000			
Regional Transportation Commission	7,850,913	13,152,164	9,581,726	34,150,123	68,520,250	71,449,300
CC Flood Control	16,416,031	34,146,877	21,748,826	2,266,852	18,640,042	54,276,400
County Gaming Licenses	1,299,920	1,199,660	1,181,280			
Intergovernmental Revenue - Library				-	9,700,000	-
Payment in Lieu of Taxes-Utilities	23,099,470					
Total Intergovernmental Revenues	98,374,308	168,603,516	107,250,037	115,672,621	184,952,198	224,652,500
Charges for Services						
Building and Zoning Fees	1,165,437	1,178,292	1,224,844	1,351,847	1,454,700	1,498,400
Special Inspector Services	661,975	1,494,751	1,704,125	900,508	443,800	457,100
Court Fees	1,544,840	1,560,905	1,463,601	2,003,625	2,575,200	2,664,400
Other Fees & Trust Fund Deposits	1,923,683	3,156,513	1,445,924	248,752	767,600	793,300
Police - Other Fees	165,185	241,981	221,735	545,093	401,000	413,200
Fire Prevention Fees	165,495	176,934	184,714	178,325	199,400	205,400
Prisoner Board	11,330,103	10,340,258	12,027,163	12,230,236	17,726,200	19,726,200
Swimming Pool & Recreation Fees	2,814,229	3,621,942	5,140,569	3,557,737	4,256,800	4,457,000
Water Fees	49,171,650	58,504,995	52,165,171	49,429,538	50,103,000	52,165,000
Sewer Fees	27,398,452	35,001,884	44,799,487	39,345,313	38,040,000	36,480,000
I.S.F. Reimbursements	8,248,083	12,254,603	13,522,520			
Total Charges for Services	104,589,132	127,533,058	133,899,853	109,790,974	115,967,700	118,860,000
Other Revenues						
Fines & Forfeitures	6,552,160	6,922,688	7,904,607	8,499,400	11,478,430	11,823,000
Interest Earnings	1,459,382	4,748,563	7,239,252	27,855,720	21,050,430	12,260,300
Refunds & Reimbursements	4,312,353	2,479,644	2,639,661	23,743,871	23,689,600	23,879,300
Inmate Payphone Commission	227,393	225,598	234,860	272,407	916,000	923,900
Other Miscellaneous Revenue	7,590,496	10,555,061	7,502,507	133,141,645	6,452,280	11,136,600
Other Financing Sources	1,755,159	4,242,507	165,064,714	26,441,816	12,774,600	37,444,300
Total Other Revenues	21,896,943	29,174,061	190,585,601	219,954,859	76,361,340	97,467,400
Transfers from Other Funds:						
General Fund	9,679,506	23,699,451	26,123,127	13,785,431	13,296,719	9,349,100
Special Revenue Funds	3,186,593	3,328,513	14,594,891	25,357,278	23,600,976	25,676,200
Debt Service Fund	200,000	363,565		-	-	-
Water & Wastewater Funds	182,000	28,180,451	31,246,139	47,547,217	39,309,000	41,058,300
Library / Golf Funds	1,000		320,000	-	-	-
Capital Projects	305,000	1,200,000		6,916,453	10,267,827	5,200,000
Internal Service Funds	502,000	20,000		76,800	9,000,000	-
Transfers from Other Funds	14,056,099	56,791,980	72,284,157	93,683,179	95,474,522	81,283,600
Total Revenues All Funds	308,257,929	463,108,338	600,221,935	646,111,452	588,247,820	655,395,800



**General Fund
Revenue, Expenditure Trend 2004 - 2009**

	2003-04 Actual	2004-05 Actual	2005-06 Actual	2006-07 Actual	2007-08 Amended Budget	2008-09 Adopted Budget
Revenues						
Property Taxes	11,619,406	14,412,344	16,752,747	20,595,593	23,470,000	27,713,100
Other Taxes	404,924	279,088	337,299	357,956	358,000	375,000
Licenses and Permits	28,303,779	31,329,077	35,431,853	34,578,793	33,814,660	36,496,800
Intergovernmental Revenue	30,265,018	7,839,142	7,900,048	6,051,367	5,928,661	6,007,900
Consolidated Taxes	37,621,661	47,361,646	53,720,737	52,955,745	52,000,000	52,000,000
Charges for Services	15,014,895	15,417,098	17,417,931	17,302,087	22,882,600	25,037,500
Fines and Forfeitures	5,243,329	5,673,785	6,032,092	6,666,070	9,500,130	9,785,000
Miscellaneous	3,434,613	6,147,105	8,766,229	19,237,678	13,880,630	9,674,400
Total Revenues	131,907,625	128,459,285	146,358,936	157,745,289	161,834,681	167,089,700
Expenditures by Function						
General Government	19,819,784	23,229,495	24,318,696	30,887,484	37,787,660	42,804,000
Judicial	3,794,780	4,503,687	5,629,689	7,570,317	9,058,200	9,652,400
Public Safety	71,662,091	81,316,788	90,666,128	101,463,360	112,657,989	121,912,000
Public Works	12,652,774	13,689,509	15,290,929	20,897,805	21,082,451	20,890,500
Culture and Recreation	6,716,820	7,692,760	9,743,871	11,476,814	13,710,224	14,425,100
Community Support	566,263	666,333	1,072,494	2,515,480	3,369,565	3,561,200
Debt Service Expense	40,290	40,290		-	-	-
Contingency				-	1,863,480	1,000,000
Total Expenditures	115,252,802	131,138,862	146,721,807	174,811,260	199,529,569	214,245,200
Excess (deficit) of Revenues Over Expenditures						
	16,654,823	(2,679,577)	(362,871)	(17,065,971)	(37,694,888)	(47,155,500)
Other Financing Sources (Uses)						
Transfers In	2,328,232	29,051,728	32,429,912	35,732,558	56,977,890	46,458,300
Transfers Out	(9,679,506)	(23,699,451)	(26,123,127)	(13,785,431)	(13,296,719)	(9,349,100)
Total Other Financing	(7,351,274)	5,352,277	6,306,785	21,947,127	43,681,171	37,109,200
Inc. (Dec.) in Fund Balance	9,303,549	2,672,700	5,943,914	4,881,156	5,986,283	(10,046,300)
Beginning Fund Balance	14,705,498	24,009,047	26,284,897	32,228,811	37,109,967	43,096,250
Ending Fund Balance	24,009,047	26,681,747	32,228,811	37,109,967	43,096,250	33,049,950



Local mother and son enjoying a North Las Vegas park.



CITY OF NORTH LAS VEGAS

**General Fund
Revenue Detail Trend 2004 - 2009**

	2003-04 Actual	2004-05 Actual	2005-06 Actual	2006-07 Actual	2007-08 Amended Budget	2008-09 Adopted Budget
Taxes						
Property Taxes	11,619,406	14,412,344	16,752,748	20,595,593	23,470,000	27,713,100
Room Taxes	404,924	279,088	337,299	357,956	358,000	375,000
Total Taxes	12,024,330	14,691,432	17,090,047	20,953,549	23,828,000	28,088,100
Licenses & Permits						
Business Licenses	3,473,855	3,958,538	4,404,279	4,567,506	5,073,000	5,478,900
Liquor Licenses	406,140	444,257	640,755	645,910	374,100	404,000
City Gaming Licenses	1,338,236	1,220,667	1,258,344	1,278,683	1,105,500	1,193,900
County Gaming Licenses	1,299,920	1,199,660	1,181,280	1,162,433	1,190,560	1,226,300
Utility Franchise Fees	9,954,904	11,761,981	13,778,783	15,773,376	17,527,800	19,631,200
Animal Licenses	11,256	36,802	30,996	49,305	59,500	62,500
Engineering Permits	2,094,316	3,309,120	2,774,280	2,208,087	1,572,800	1,500,000
Building Permits	11,025,072	10,597,712	12,544,416	8,893,493	6,911,400	7,000,000
Total Licenses & Permits	29,603,699	32,528,737	36,613,133	34,578,793	33,814,660	36,496,800
Intergovernmental Revenues						
Federal & Local Grants	457,447	652,863	439,368	142,279	95,661	-
Motor Vehicle Taxes	2,178,066	2,306,423	2,635,718	2,791,880	3,124,900	3,218,500
Consolidated Tax Distribution	37,621,661	47,361,646	53,720,737	52,955,745	52,000,000	52,000,000
Room and Gaming Taxes - LVCVA	1,277,384	1,503,850	1,857,549	2,044,170	1,435,100	1,478,200
Public Works Indirect Allocation	1,505,400	1,682,918	1,440,000	-	-	-
Regional Transportation Commission	-	35,147	42,433	51,484	-	-
CC Flood Control	447,329	458,281	303,700	1,021,554	1,273,000	1,311,200
Payment In Lieu Of Taxes	23,099,472	-	-	-	-	-
Total Intergovernmental Revenues	66,586,759	54,001,128	60,439,505	59,007,112	57,928,661	58,007,900
Charges for Services						
Building and Zoning Fees	1,151,836	1,123,744	1,152,844	1,312,097	1,454,700	1,498,400
Special Inspector Services	661,975	1,494,751	1,704,125	900,508	443,800	457,100
Court Fees	1,393,373	1,360,730	1,254,064	1,778,136	2,335,200	2,405,200
Other Fees	24,560	561,171	748,923	192,627	221,600	228,300
Police - Other Fees	165,185	241,981	221,735	545,093	401,000	413,200
Fire Prevention Fees	165,495	176,934	184,714	178,325	199,400	205,400
Prisoner Board	11,330,103	10,340,258	12,027,163	12,230,236	17,726,200	19,726,200
Swimming Pool & Recreation Fees	122,368	117,529	124,363	165,065	100,700	103,700
Total Charges for Services	15,014,895	15,417,098	17,417,931	17,302,087	22,882,600	25,037,500
Other Revenues						
Fines & Forfeitures	5,243,329	5,673,785	6,032,091	6,666,070	9,500,130	9,785,000
Interest Earnings	614,332	3,636,824	5,971,155	14,861,844	10,415,700	6,417,700
Refunds & Reimbursements	2,295,514	1,845,644	2,188,438	3,888,044	1,347,600	1,265,100
Inmate Payphone Commission	227,393	225,598	234,860	272,407	266,000	273,900
Other Miscellaneous Revenue	297,374	439,039	371,776	215,383	1,851,330	1,717,700
Total Other Revenues	8,677,942	11,820,890	14,798,320	25,903,748	23,380,760	19,459,400
Transfers from Other Funds:						
Special Revenue Funds	500,000	705,900	1,123,414	1,772,815	3,645,063	200,000
Community Development Fund	80,745	145,377	60,359	-	-	-
Debt Service Fund	200,000	-	-	-	-	-
Water Fund	-	18,151,892	18,265,393	18,653,724	21,618,000	22,482,700
Wastewater Fund	-	10,028,559	12,980,746	13,029,219	17,691,000	18,575,600
Capital Projects Fund	-	-	-	2,200,000	8,023,827	5,200,000
Self Insurance Fund	1,547,483	20,000	-	76,800	3,000,000	-
Motor Equipment Fund	1,547,483	20,000	-	-	3,000,000	-
Transfers from Other Funds	3,875,711	29,071,728	32,429,912	35,732,558	56,977,890	46,458,300
Total Revenues	135,783,336	157,531,013	178,788,848	193,477,847	218,812,571	213,548,000
Beginning Fund Balance	14,705,498	24,009,047	26,284,898	32,228,812	37,109,967	43,096,250
Total Financial Resources	150,488,834	181,540,060	205,073,746	225,706,659	255,922,538	256,644,250



CITY OF NORTH LAS VEGAS

Salary Tables
Effective July 1, 2008

NOTE: Salaries for Fire, Police and Elected grades are as of July 1, 2008. All other salaries are shown as of July 1, 2007. The salaries shown for Teamster grades are as of July 1, 2007 due to ongoing contract negotiations.

Grade	Position	Salary
Elected		
ELE-1	Council Member	41,819
ELE-2	Mayor	47,880
ELE-3	Municipal Judge	148,410

Grade	Position	Minimum	Maximum
Department Director			
DD-55	City Clerk	93,567	137,676
DD-55	Court Administrator		
DD-55	Director, General Services		
DD-55	Director, Information Technology		
DD-55	Director of Communications		
DD-55	Director of Human Resources		
DD-55	Director of Library		
DD-55	Director of Parks and Recreation		
DD-56	Director of Planning and Zoning	98,489	144,920
DD-56	Economic and Redevelopment Director		
DD-57	Assistant City Attorney	103,673	152,549
DD-57	Director of Finance		
DD-57	Director of Utilities		
DD-57	Public Works Director/City Engineer		
DD-58	Assistant City Manager	109,130	160,578
DD-58	Chief of Police		
DD-58	Fire Chief		

Grade	Position	Contract
DD-59	City Attorney	170,000
DD-61	City Manager	194,289

Grade	Position	Minimum	Maximum
Assistant Department Director			
ADD-40	Assistant City Clerk	70,459	103,578
ADD-41	Building Official	76,248	112,467
ADD-42	Assistant Court Administrator	82,698	122,395
ADD-42	Assistant Director, Police Services		
ADD-42	Assistant to the City Manager		
ADD-42	City Traffic Engineer		
ADD-42	Senior Deputy City Attorney		
ADD-42	State Legislative Affairs Officer		
ADD-43	Assistant Director of Finance	89,896	133,495
ADD-43	Chief Deputy City Attorney		
ADD-43	City Auditor		
ADD-43	Deputy Director of Engineering		
ADD-43	Deputy Director of Operations		
ADD-43	Senior Assistant to the City Manager		
ADD-44	Assistant Fire Chief	91,721	135,586
ADD-44	Corrections Captain		
ADD-44	Police Captain		
ADD-45	Deputy Chief of Police	93,567	137,676
ADD-45	Chief Marshal		
ADD-45	Deputy Director, Utilities *		
ADD-47	Assistant Chief of Police	103,673	152,549
ADD-47	Deputy Fire Chief		

* New position - grade projected, pending review.



CITY OF NORTH LAS VEGAS

Grade	Position	Salary	
Appointed		Minimum	Maximum
APT-16	Victim Witness Advocate	40,651	58,130
APT-18	Chief of Police Office Manager	46,010	66,255
APT-18	Financial Accountant I		
APT-18	Victim Witness Coordinator		
APT-19	Employee Assistance Resource Rep (EARR) Coord	49,119	70,976
APT-19	Paralegal		
APT-19	Financial Accountant II		
APT-19	Public Information Specialist		
APT-21	Executive Assistant	56,362	82,004
APT-21	Financial Analyst I		
APT-21	Internal Auditor *		
APT-21	Utilities Financial Analyst		
APT-21	Legal Office Administrator		
APT-22	Financial Analyst II	60,578	88,445
APT-22	Chief Deputy City Clerk		
APT-23	Deputy City Attorney I	65,260	95,604
APT-23	Oracle Financial Applications Administrator		
APT-23	Financial Analyst III		
APT-23	Senior Utilities Financial Analyst		
APT-24	Business Systems Architect	70,460	103,579
APT-24	Detention Services Manager		
APT-24	Fire Protection Engineer		
APT-24	Manager Resource Management		
APT-25	Benefits Manager	76,248	112,467
APT-25	Budget Manager		
APT-25	Deputy City Attorney II		
APT-25	Employee Relations and Development Manager		
APT-25	Employment Services Manager		
APT-25	EMS Chief		
APT-25	Fire Marshal		
APT-25	Manager Accounting		
APT-25	Manager Information Technology		
APT-25	Manager, Business Services		
APT-25	Special Project Accountant		
APT-26	Chief, Labor Relations Manager	82,699	122,395
APT-26	Engineering Services Administrator		

Grade	Position	Salary	
Confidential		Minimum	Maximum
CNF-14	Administrative Receptionist	36,245	51,468
CNF-14	Senior Office Assistant *		
CNF-16	Executive Secretary	40,651	58,130
CNF-16	Human Resources Assistant		
CNF-16	Legal Secretary		
CNF-20	Employee Development Specialist	52,557	76,206
CNF-20	Human Resources Analyst		
CNF-21	Human Resource Senior Specialist	56,362	82,004

* New position - grade projected, pending review.



CITY OF NORTH LAS VEGAS

Grade	Position	Step 1	Step 2	Step 3	Step 4	Step 5	Step 6	Step 7	Step 8	Step 9
Police Non Supervisor										
PNS-50	Corrections Officer	54,684	57,419	60,290	63,304	66,469	69,793	73,282	79,145	81,124
PNS-50	Crime Scene Investigator									
PNS-50	Deputy Marshal									
PNS-50	Police Officer									
PNS-56	Detective	87,614	89,366	91,153						
PNS-56	Senior Crime Scene Investigator									

Grade	Position	Salary
Police Supervisor		
PS-61	Corrections Sergeant	100,431
PS-61	Marshal Sergeant	
PS-61	Police Labor Relations Liaison	
PS-61	Police Sergeant	
PS-65	Corrections Lieutenant	118,509
PS-65	Marshal Lieutenant	
PS-65	Police Lieutenant	

Grade	Position	Step 1	Step 2	Step 3	Step 4	Step 5	Step 6	Step 7	Step 8	Step 9
Fire Battalion Chief										
FBC-25	Fire Battalion Chief	80,102	84,091	88,275	92,671	97,284	102,126	107,212	112,549	118,151

Grade	Position	Step 1	Step 2	Step 3	Step 4	Step 5	Step 6	Step 7
Fire Fighters Association								
FFN-49	Fire Fighter	54,597	58,932	62,250	65,770	69,500	73,449	76,942
FFN-51	Firefighter/Paramedic	62,786	67,121	70,440	73,959	77,689	81,638	85,131
FFN-52	Fire Engineer	59,697	64,464	68,113	71,985	76,088	80,434	84,277
FFN-56	Fire Captain	67,345	72,762	76,911	81,308	85,970	90,909	95,275
FFN-56	Training Captain							
FFN-57	Fire Training Officer	72,059	77,854	82,294	86,999	91,987	97,273	101,944
FFN-58	Fire Training Supervisor	76,098	82,220	86,908	91,877	97,146	102,727	107,661
FNR-63	Fire Fighter Trainee	46,594						
FNR-64	Fire Prevention Inspector	59,846	64,625	68,283	72,165	76,278	80,635	84,488
FNR-64	Public Education Specialist *							
FNR-65	Fire Accreditation/ISO Coordinator	64,958	70,170	74,163	78,395	82,882	87,638	91,839
FNR-65	Senior Fire Prevention Inspector							
FNR-66	Fire Prevention Supervisor	76,289	82,425	87,126	92,107	97,389	102,984	107,931
FNR-69	Fire Equipment Service Specialist	54,734	59,080	62,406	65,934	69,674	73,633	77,134
FNR-71	Fire Investigator	67,514	59,080	77,103	81,258	86,185	91,136	95,513
FNR-71	Fire Protection Specialist							
FNR-72	Health Care Coordinator	72,239	78,048	82,500	87,217	92,217	97,516	102,199

* New position - grade projected, pending review.



CITY OF NORTH LAS VEGAS

Grade	Position	Step 1	Step 2	Step 3	Step 4	Step 5
Teamster Administrative						
TA-16	Executive Secretary	42,779	47,377	51,976	56,574	61,173
TA-17	Crime Prevention Specialist	45,458	50,402	55,346	60,290	65,234
TA-17	Professional Standards Coordinator					
TA-19	Court Administration Trainer	51,690	57,440	63,190	68,941	74,691
TA-19	Emergency Management Coordinator					
TA-19	Inmate Programs Coordinator					
TA-20	Benefits Analyst	55,307	61,529	67,751	73,973	80,195
TA-20	Community Services Analyst					
TA-20	Employee Development Specialist					
TA-20	Food Services Supervisor					
TA-20	Human Resources Analyst					
TA-20	Management Analyst					
TA-20	Parks and Recreation Analyst					
TA-20	Planner					
TA-20	Public Services Librarian					
TA-20	Senior Workers Compensation Specialist					
TA-21	Assistant Manager, Communications	59,311	66,057	72,804	79,550	86,296
TA-21	Branch Manager					
TA-21	Building Maintenance Project Coordinator					
TA-21	Coordinator of Court Appointed Programs					
TA-21	Engineering Assistant					
TA-21	Engineering Program Analyst					
TA-21	Labor Relations Liaison					
TA-21	Manager Crime Analysis					
TA-21	Manager Police Communications					
TA-21	Manager Police Records					
TA-21	Manager Professional Standards					
TA-21	Manager, Business License					
TA-21	Manager, Community Services					
TA-21	Neighborhood Outreach Coordinator					
TA-21	Neighborhood Services Outreach Coordinator					
TA-21	Project Coordinator					
TA-21	Structural Plans Examiner					
TA-21	Training Manager					
TA-21	Transportation Coordinator/Modeler					
TA-21	Volunteer Coordinator					
TA-22	Assistant Manager Roadway Operation	63,749	71,080	78,411	85,742	93,074
TA-22	Asst Manager Traffic Operations					
TA-22	Economic Development Coordinator					
TA-22	Engineering Associate					
TA-22	Landscape Architect					
TA-22	Network Analyst I					
TA-22	PAC Manager					
TA-22	Plans Examination Supervisor					
TA-22	Redevelopment Coordinator					
TA-22	Senior Business Systems Analyst					
TA-22	Senior Management Analyst					
TA-22	Senior Planner					
TA-22	System Support Analyst					
TA-22	Urban Designer					
TA-22	Water Reclamation Plant Superintendent					
TA-23	Communications Administrator	68,675	76,658	84,641	92,624	100,607
TA-23	Deputy City Surveyor					
TA-23	Federal Programs Supervisor *					
TA-23	Major Projects Coordinator					
TA-23	Manager Ct Automation and Records					
TA-23	Manager I					
TA-23	Principal Benefits Analyst					
TA-23	Principal Human Resources Analyst					
TA-23	Principal Planner					
TA-23	Safety Officer Training Administrator					
TA-23	Senior Architect					
TA-23	Senior Engineer					
TA-23	Senior Network Analyst					
TA-24	Database Administrator	74,148	82,861	91,574	100,287	109,000
TA-24	Information Assurance Specialist					
TA-24	IT Project Manager					
TA-24	Manager II					
TA-25	City Surveyor	80,240	89,768	99,296	108,825	118,353
TA-25	Manager Fleet Operations					
TA-25	Manager III					
TA-25	Manager Redevelopment					
TA-25	Manager, Code Enforcement					
TA-25	Manager, Neighborhood Outreach					
TA-25	Manager, Parks Services					
TA-25	Manager, Recreation Services					
TA-25	Principal Engineer					
TA-25	Principal Transportation Planner					

* New position - grade projected, pending review.



CITY OF NORTH LAS VEGAS

Grade	Position	Step 1	Step 2	Step 3	Step 4	Step 5
Teamster Non-Supervisor						
TNS-10	Civilian Police Service Representative	31,170	34,287	37,404	40,521	43,638
TNS-10	Roadway Operations Worker I					
TNS-11	Driver Messenger	32,671	35,979	39,287	42,595	45,903
TNS-11	Library Assistant I					
TNS-11	Receptionist					
TNS-12	Building Custodian	34,322	37,841	41,359	44,877	48,395
TNS-12	Community Improvement Assistant					
TNS-12	Court Clerk I					
TNS-12	Laundry Specialist					
TNS-12	Transportation Services Assistant					
TNS-13	Billing Assistant	36,140	39,890	43,639	47,389	51,139
TNS-13	Civilian Community Service Officer					
TNS-13	Customer Service Specialist					
TNS-13	Field Service Customer Rep Trainee					
TNS-13	Fiscal Specialist					
TNS-13	Legal Assistant					
TNS-13	Library Assistant II					
TNS-13	Meter Services Technician Trainee					
TNS-13	Office Assistant					
TNS-13	Police Communications Call Taker					
TNS-13	Police Records Assistant					
TNS-13	Work Card/Fingerprint Assistant					
TNS-14	Building Support Specialist	38,142	42,147	46,152	50,157	54,162
TNS-14	Business License Specialist					
TNS-14	Corrections Assistant					
TNS-14	Corrections Housekeeping Specialist					
TNS-14	Court Clerk II					
TNS-14	Deputy City Clerk I					
TNS-14	Inmate Records Specialist					
TNS-14	Land Development Processor					
TNS-14	Library Assistant III					
TNS-14	Mail Messenger					
TNS-14	Parks Maintenance Worker					
TNS-14	Recreation Leader					
TNS-14	Roadway Operations Worker II					
TNS-14	Security Control Technician					
TNS-14	Senior Legal Assistant					
TNS-14	Senior Office Assistant					
TNS-14	Senior Police Records Assistant					
TNS-14	Senior Work Card/Fingerprint Assistant					
TNS-15	Accounting Technician	40,347	44,634	48,920	53,207	57,494
TNS-15	Billing Representative					
TNS-15	Classification Technician					
TNS-15	Database Coordinator					
TNS-15	Evidence Custodian					
TNS-15	Fiscal Technician					
TNS-15	Food Service Specialist					
TNS-15	HRIS Representative I					
TNS-15	Inventory Control Specialist					
TNS-15	Print Technician					
TNS-15	Purchasing Technician					
TNS-15	School Crossing Guard Coordinator					
TNS-15	Senior Court Clerk					
TNS-15	Survey Technician					
TNS-15	Traffic Electrical Worker					
TNS-15	Utilities Line Locator					
TNS-16	Animal Control Officer	42,779	47,377	51,976	56,574	61,173
TNS-16	Assistant Terminal Agency Coordinator					
TNS-16	Community Improvement Crew Leader					
TNS-16	Community Improvement Specialist					
TNS-16	Crime Scene Analyst I					
TNS-16	Deputy City Clerk II					
TNS-16	Engineering Technician I					
TNS-16	Field Service Customer Representative					
TNS-16	Help Desk Analyst					
TNS-16	HRIS Representative II					
TNS-16	Interpreter Court Clerk					
TNS-16	Meter Services Technician					
TNS-16	Multi Trades Assistant					
TNS-16	PAC Specialist					
TNS-16	Planning & Zoning Agneda Specialist					
TNS-16	Planning Assistant					
TNS-16	Roadway Operations Crew Leader I					
TNS-16	Senior Accounting Technician					
TNS-16	Traffic Sign and Marking Technician					
TNS-16	Street Sweeper Operator					
TNS-16	Water Systems Operator I					

* New position - grade projected, pending review.



CITY OF NORTH LAS VEGAS

Grade	Position	Step 1	Step 2	Step 3	Step 4	Step 5
Teamster Non-Supervisor						
TNS-17	Automotive Equipment Mechanic I	45,458	50,402	55,346	60,290	65,234
TNS-17	Engineering Technician II					
TNS-17	GIS Technician					
TNS-17	Investigative Specialist					
TNS-17	Payroll Coordinator					
TNS-17	Police Communications Dispatcher					
TNS-17	Pretreatment Inspector I					
TNS-17	Senior Evidence Custodian					
TNS-17	Senior Utilities Line Locator					
TNS-17	Services and Parts Specialist					
TNS-17	Traffic Sign and Marking Technician II					
TNS-17	Utilities Field Service Technician					
TNS-18	Accountant	48,418	53,745	59,071	64,397	69,723
TNS-18	Backflow Technician					
TNS-18	Construction Financial Coordinator					
TNS-18	Construction Management Inspector I					
TNS-18	Customer Service Coordinator					
TNS-18	Deputy City Clerk III					
TNS-18	Engineering Technician III					
TNS-18	Heavy Equipment Operator					
TNS-18	IA Pro Systems Coordinator					
TNS-18	Inspector Trainee					
TNS-18	Interpreter/Translator					
TNS-18	Materials Technician					
TNS-18	Meter Mechanic					
TNS-18	Multi Trades Technician					
TNS-18	Parks Equipment Maintenance Mechanic					
TNS-18	Planning Examiner					
TNS-18	Pretreatment Inspector II					
TNS-18	Senior Meter Services Technician					
TNS-18	Senior Survey Technician					
TNS-18	Systems Coordinator					
TNS-18	Traffic Safety Inspector					
TNS-18	Training Coordinator					
TNS-18	Utilities Mapping Specialist					
TNS-18	Utility Systems Technician					
TNS-18	Water Systems Operator II					
TNS-18	Welder					
TNS-19	Automotive Equipment Mechanic II	51,690	57,440	63,190	68,941	74,691
TNS-19	Buyer					
TNS-19	Child Abuse/Neglect Specialist					
TNS-19	Code Enforcement Officer					
TNS-19	Communications Technician					
TNS-19	Construction Management Inspector II					
TNS-19	Crime Analyst					
TNS-19	Crime Scene Analyst II					
TNS-19	Electronics Technician					
TNS-19	Graphic Artist					
TNS-19	HVAC Technician					
TNS-19	Inspector					
TNS-19	Offsite Construction Inspector Trainee					
TNS-19	Senior Pretreatment Inspector					
TNS-19	Systems Technician I					
TNS-19	Traffic Analyst					
TNS-20	Agency Support Specialist	55,307	61,529	67,751	73,973	80,195
TNS-20	Business License Supervisor *					
TNS-20	Combination Inspector					
TNS-20	Construction Project Inspector					
TNS-20	Plans Examiner					
TNS-20	Police Systems Specialist					
TNS-20	Senior Buyer					
TNS-20	Senior Crime Scene Analyst					
TNS-20	Senior Electrical Inspector					
TNS-20	Senior Electronics Technician					
TNS-20	Traffic Technician/Electrician					
TNS-21	Offsite Construction Inspector	59,311	66,057	72,804	79,550	86,296
TNS-21	Systems Technician II					

* New position - grade projected, pending review.



CITY OF NORTH LAS VEGAS

Grade	Position	Step 1	Step 2	Step 3	Step 4	Step 5
Teamster Supervisor						
TS-15	Lead Customer Service Specialist I	40,347	44,634	48,920	53,207	57,494
TS-16	Inmate Records Supervisor	42,779	47,377	51,976	56,574	61,173
TS-16	Lead Customer Service Specialist II					
TS-16	Security Control Supervisor					
TS-16	Supervisor I					
TS-16	Supervisor II					
TS-17	Construction Project Inspection Scheduler	45,458	50,402	55,346	60,290	65,234
TS-17	Court Clerk Supervisor					
TS-17	Food Service Crew Leader					
TS-17	Legal Assistant Supervisor					
TS-17	Parks Maint Crew Leader					
TS-17	Police Records Supervisor					
TS-18	Building Custodian Supervisor	48,418	53,745	59,071	64,397	69,723
TS-18	Corrections Support Supervisor					
TS-18	Evidence Vault Supervisor					
TS-18	Inmate Records Bureau Administrator					
TS-18	Office Supervisor					
TS-18	Real Property Agent					
TS-18	Recreation Coordinator					
TS-18	Security Control Bureau Administrator					
TS-18	Terminal Agency Coordinator					
TS-19	Backflow Crew Leader	51,690	57,440	63,190	68,941	74,691
TS-19	Court Compliance Coordinator					
TS-19	GIS Analyst					
TS-19	Multi Trades Crew Leader					
TS-19	Police Communications Supervisor					
TS-19	Senior Deputy City Clerk					
TS-19	Supervisor III					
TS-19	Supervisor IV					
TS-19	Utilities Field Service Crew Leader					
TS-20	Customer Service Supervisor I	55,307	61,529	67,751	73,973	80,195
TS-20	Parks Maint Supervisor					
TS-20	Pretreatment Inspection Supervisor I					
TS-20	Senior Real Property Agent					
TS-20	Supervisor V					
TS-20	Utilities Operations Support Supervisor I					
TS-21	Automotive/Equipment Supervisor	59,311	66,057	72,804	79,550	86,296
TS-21	Lead Code Enforcement Officer					
TS-21	Construction Management Inspection Supervisor					
TS-21	Customer Service Supervisor II					
TS-21	Land Development Project Leader					
TS-21	Manager Animal Control					
TS-21	Multi Trades Supervisor					
TS-21	Pretreatment Inspection Supervisor II					
TS-21	Recreation Supervisor					
TS-21	Senior Construction Project Inspector					
TS-21	Special Improvement District Coordinator					
TS-21	Supervisor VI					
TS-21	Supervisor VII					
TS-21	Technical Services Supervisor					
TS-21	Traffic Operations Supervisor					
TS-21	Utilities Field Service Supervisor					
TS-21	Utilities Operations Support Supervisor II					
TS-21	Utilities Projects Supervisor					
TS-21	Utilities Support Supervisor					
TS-21	Water Systems Supervisor					
TS-22	Building Inspection Manager	63,749	71,080	78,411	85,742	93,074
TS-22	Construction Project Inspection Supervisor					
TS-22	GPS Survey Coordinator					
TS-22	Supervisor Public Works Support					
TS-23	Police Support System Supervisor	68,675	76,658	84,641	92,624	100,607
TS-24	Business Applications Supervisor	74,148	82,861	91,574	100,287	109,000
TS-24	Network Supervisor					
TS-24	Technology Support Supervisor					

* New position - grade projected, pending review.



CITY OF NORTH LAS VEGAS

Alphabetical Listing of Positions

Position	Grade	Position	Grade
Accountant	TNS-18	Construction Management Inspector II	TNS-19
Accounting Technician	TNS-15	Construction Project Inspection Scheduler	TS-17
Administrative Receptionist	CNF-14	Construction Project Inspection Supervisor	TS-22
Agency Support Specialist	TNS-20	Construction Project Inspector	TNS-20
Animal Control Officer	TNS-16	Coordinator of Court Appointed Programs	TA-21
Assistant Chief of Police	ADD-47	Corrections Assistant	TNS-14
Assistant City Attorney	DD-57	Corrections Captain	ADD-44
Assistant City Clerk	ADD-40	Corrections Housekeeping Specialist	TNS-14
Assistant City Manager	DD-58	Corrections Lieutenant	PS-65
Assistant Court Administrator	ADD-42	Corrections Officer	PNS-50
Assistant Director of Finance	ADD-43	Corrections Sergeant	PS-61
Assistant Director, Police Services	ADD-42	Corrections Support Supervisor	TS-18
Assistant Fire Chief	ADD-44	Council Member	ELE-1
Assistant Manager Roadway Operation	TA-22	Court Administration Trainer	TA-19
Assistant Manager, Communications	TA-21	Court Administrator	DD-55
Assistant Terminal Agency Coordinator	TNS-16	Court Clerk I	TNS-12
Assistant to the City Manager	ADD-42	Court Clerk II	TNS-14
Asst Manager Traffic Operations	TA-22	Court Clerk Supervisor	TS-17
Automotive Equipment Mechanic I	TNS-17	Court Compliance Coordinator	TS-19
Automotive Equipment Mechanic II	TNS-19	Crime Analyst	TNS-19
Automotive/Equipment Supervisor	TS-21	Crime Prevention Specialist	TA-17
Backflow Crew Leader	TS-19	Crime Scene Analyst I	TNS-16
Backflow Technician	TNS-18	Crime Scene Analyst II	TNS-19
Benefits Analyst	TA-20	Crime Scene Investigator	PNS-50
Benefits Manager	APT-25	Customer Service Coordinator	TNS-18
Billing Assistant	TNS-13	Customer Service Specialist	TNS-13
Billing Representative	TNS-15	Customer Service Supervisor I	TS-20
Branch Manager	TA-21	Customer Service Supervisor II	TS-21
Budget Manager	APT-25	Database Administrator	TA-24
Building Custodian	TNS-12	Database Coordinator	TNS-15
Building Custodian Supervisor	TS-18	Deputy Chief of Police	ADD-45
Building Inspection Manager	TS-22	Deputy City Attorney I	APT-23
Building Maintenance Project Coordinator	TA-21	Deputy City Attorney II	APT-25
Building Official	ADD-41	Deputy City Clerk I	TNS-14
Building Support Specialist	TNS-14	Deputy City Clerk II	TNS-16
Business Applications Supervisor	TS-24	Deputy City Clerk III	TNS-18
Business License Specialist	TNS-14	Deputy City Surveyor	TA-23
Business License Supervisor *	TNS-20	Deputy Director of Engineering	ADD-43
Business Systems Architect	APT-24	Deputy Director of Operations	ADD-43
Buyer	TNS-19	Deputy Director, Utilities *	ADD-45
Chief Deputy City Attorney	ADD-43	Deputy Fire Chief	ADD-47
Chief Deputy City Clerk	APT-22	Deputy Marshal	PNS-50
Chief Marshal	ADD-45	Detective	PNS-56
Chief of Police	DD-58	Detention Services Manager	APT-24
Chief of Police Office Manager	APT-18	Director of Communications	DD-55
Chief, Labor Relations Manager	APT-26	Director of Finance	DD-57
Child Abuse/Neglect Specialist	TNS-19	Director of Human Resources	DD-55
City Attorney	DD-59	Director of Library	DD-55
City Auditor	ADD-43	Director of Parks and Recreation	DD-55
City Clerk	DD-55	Director of Planning and Zoning	DD-56
City Manager	DD-61	Director of Utilities	DD-57
City Surveyor	TA-25	Director, General Services	DD-55
City Traffic Engineer	ADD-42	Director, Information Technology	DD-55
Civilian Community Service Officer	TNS-13	Driver Messenger	TNS-11
Civilian Police Service Representative	TNS-10	Economic and Redevelopment Director	DD-56
Classification Technician	TNS-15	Economic Development Coordinator	TA-22
Code Enforcement Officer	TNS-19	Electronics Technician	TNS-19
Combination Inspector	TNS-20	Emergency Management Coordinator	TA-19
Communications Administrator	TA-23	Employee Assistance Resource Rep (EARR) Coord	APT-19
Communications Technician	TNS-19	Employee Development Specialist	TA-20
Community Improvement Assistant	TNS-12	Employee Development Specialist	CNF-20
Community Improvement Crew Leader	TNS-16	Employee Relations and Development Manager	APT-25
Community Improvement Specialist	TNS-16	Employment Services Manager	APT-25
Community Services Analyst	TA-20	EMS Chief	APT-25
Construction Financial Coordinator	TNS-18	Engineering Assistant	TA-21
Construction Management Inspection Supervisor	TS-21	Engineering Associate	TA-22
Construction Management Inspector I	TNS-18	Engineering Program Analyst	TA-21

* New Position - grade projected, pending review.



CITY OF NORTH LAS VEGAS

Position	Grade	Position	Grade
Engineering Services Administrator	APT-26	Labor Relations Liaison	TA-21
Engineering Technician I	TNS-16	Land Development Processor	TNS-14
Engineering Technician II	TNS-17	Land Development Project Leader	TS-21
Engineering Technician III	TNS-18	Landscape Architect	TA-22
Evidence Custodian	TNS-15	Laundry Specialist	TNS-12
Evidence Vault Supervisor	TS-18	Lead Code Enforcement Officer	TS-21
Executive Assistant	APT-21	Lead Customer Service Specialist I	TS-15
Executive Secretary	TA-16	Lead Customer Service Specialist II	TS-16
Executive Secretary	CNF-16	Legal Assistant	TNS-13
Federal Programs Supervisor *	TA-23	Legal Assistant Supervisor	TS-17
Field Service Customer Rep Trainee	TNS-13	Legal Office Administrator	APT-21
Field Service Customer Representative	TNS-16	Legal Secretary	CNF-16
Financial Accountant I	APT-18	Library Assistant I	TNS-11
Financial Accountant II	APT-19	Library Assistant II	TNS-13
Financial Analyst I	APT-21	Library Assistant III	TNS-14
Financial Analyst II	APT-22	Mail Messenger	TNS-14
Financial Analyst III	APT-23	Major Projects Coordinator	TA-23
Fire Accreditation/ISO Coordinator	FNR-65	Management Analyst	TA-20
Fire Battalion Chief	FBC-25	Manager Accounting	APT-25
Fire Captain	FFN-56	Manager Animal Control	TS-21
Fire Chief	DD-58	Manager Crime Analysis	TA-21
Fire Engineer	FFN-52	Manager Ct Automation and Records	TA-23
Fire Equipment Service Specialist	FNR-69	Manager Fleet Operations	TA-25
Fire Fighter	FFN-49	Manager I	TA-23
Fire Fighter Trainee	FNR-63	Manager II	TA-24
Fire Investigator	FNR-71	Manager III	TA-25
Fire Marshal	APT-25	Manager Information Technology	APT-25
Fire Prevention Inspector	FNR-64	Manager Police Communications	TA-21
Fire Prevention Supervisor	FNR-66	Manager Police Records	TA-21
Fire Protection Engineer	APT-24	Manager Professional Standards	TA-21
Fire Protection Specialist	FNR-71	Manager Redevelopment	TA-25
Fire Training Officer	FFN-57	Manager Resource Management	APT-24
Fire Training Supervisor	FFN-58	Manager, Business License	TA-21
Firefighter/Paramedic	FFN-51	Manager, Business Services	APT-25
Fiscal Specialist	TNS-13	Manager, Code Enforcement	TA-25
Fiscal Technician	TNS-15	Manager, Community Services	TA-21
Food Service Crew Leader	TS-17	Manager, Neighborhood Outreach	TA-25
Food Service Specialist	TNS-15	Manager, Parks Services	TA-25
Food Services Supervisor	TA-20	Manager, Recreation Services	TA-25
GIS Analyst	TS-19	Marshal Lieutenant	PS-65
GIS Technician	TNS-17	Marshal Sergeant	PS-61
GPS Survey Coordinator	TS-22	Materials Technician	TNS-18
Graphic Artist	TNS-19	Mayor	ELE-2
Health Care Coordinator	FNR-72	Meter Mechanic	TNS-18
Heavy Equipment Operator	TNS-18	Meter Services Technician	TNS-16
Help Desk Analyst	TNS-16	Meter Services Technician Trainee	TNS-13
HRIS Representative I	TNS-15	Multi Trades Assistant	TNS-16
HRIS Representative II	TNS-16	Multi Trades Crew Leader	TS-19
Human Resource Senior Specialist	CNF-21	Multi Trades Supervisor	TS-21
Human Resources Analyst	TA-20	Multi Trades Technician	TNS-18
Human Resources Analyst	CNF-20	Municipal Judge	ELE-3
Human Resources Assistant	CNF-16	Neighborhood Outreach Coordinator	TA-21
HVAC Technician	TNS-19	Neighborhood Services Outreach Coordinator	TA-21
IA Pro Systems Coordinator	TNS-18	Network Analyst I	TA-22
Information Assurance Specialist	TA-24	Network Supervisor	TS-24
Inmate Programs Coordinator	TA-19	Office Assistant	TNS-13
Inmate Records Bureau Administrator	TS-18	Office Supervisor	TS-18
Inmate Records Specialist	TNS-14	Offsite Construction Inspector	TNS-21
Inmate Records Supervisor	TS-16	Offsite Construction Inspector Trainee	TNS-19
Inspector	TNS-19	Oracle Financial Applications Administrator	APT-23
Inspector Trainee	TNS-18	PAC Manager	TA-22
Internal Auditor *	APT-21	PAC Specialist	TNS-16
Interpreter Court Clerk	TNS-16	Paralegal	APT-19
Interpreter/Translator	TNS-18	Parks and Recreation Analyst	TA-20
Inventory Control Specialist	TNS-15	Parks Equipment Maintenance Mechanic	TNS-18
Investigative Specialist	TNS-17	Parks Maint Crew Leader	TS-17
IT Project Manager	TA-24	Parks Maint Supervisor	TS-20

* New Position - grade projected, pending review.



CITY OF NORTH LAS VEGAS

Position	Grade	Position	Grade
Parks Maintenance Worker	TNS-14	Senior Meter Services Technician	TNS-18
Payroll Coordinator	TNS-17	Senior Network Analyst	TA-23
Planner	TA-20	Senior Office Assistant	TNS-14
Planning & Zoning Agneda Specialist	TNS-16	Senior Office Assistant *	CNF-14
Planning Assistant	TNS-16	Senior Planner	TA-22
Planning Examiner	TNS-18	Senior Police Records Assistant	TNS-14
Plans Examination Supervisor	TA-22	Senior Pretreatment Inspector	TNS-19
Plans Examiner	TNS-20	Senior Real Property Agent	TS-20
Police Captain	ADD-44	Senior Survey Technician	TNS-18
Police Communications Call Taker	TNS-13	Senior Utilities Financial Analyst	APT-23
Police Communications Dispatcher	TNS-17	Senior Utilities Line Locator	TNS-17
Police Communications Supervisor	TS-19	Senior Work Card/Fingerprint Assistant	TNS-14
Police Labor Relations Liaison	PS-61	Senior Workers Compensation Specialist	TA-20
Police Lieutenant	PS-65	Services and Parts Specialist	TNS-17
Police Officer	PNS-50	Special Improvement District Coordinator	TS-21
Police Records Assistant	TNS-13	Special Project Accountant	APT-25
Police Records Supervisor	TS-17	State Legislative Affairs Officer	ADD-42
Police Sergeant	PS-61	Street Sweeper Operator	TNS-16
Police Support System Supervisor	TS-23	Structural Plans Examiner	TA-21
Police Systems Specialist	TNS-20	Supervisor I	TS-16
Pretreatment Inspection Supervisor I	TS-20	Supervisor II	TS-16
Pretreatment Inspection Supervisor II	TS-21	Supervisor III	TS-19
Pretreatment Inspector I	TNS-17	Supervisor IV	TS-19
Pretreatment Inspector II	TNS-18	Supervisor Public Works Support	TS-22
Principal Benefits Analyst	TA-23	Supervisor V	TS-20
Principal Engineer	TA-25	Supervisor VI	TS-21
Principal Human Resources Analyst	TA-23	Supervisor VII	TS-21
Principal Planner	TA-23	Survey Technician	TNS-15
Principal Transportation Planner	TA-25	System Support Analyst	TA-22
Print Technician	TNS-15	Systems Coordinator	TNS-18
Professional Standards Coordinator	TA-17	Systems Technician I	TNS-19
Project Coordinator	TA-21	Systems Technician II	TNS-21
Public Education Specialist *	FNR-64	Technical Services Supervisor	TS-21
Public Information Specialist	APT-19	Technology Support Supervisor	TS-24
Public Services Librarian	TA-20	Terminal Agency Coordinator	TS-18
Public Works Director/City Engineer	DD-57	Traffic Analyst	TNS-19
Purchasing Technician	TNS-15	Traffic Electrical Worker	TNS-15
Real Property Agent	TS-18	Traffic Operations Supervisor	TS-21
Receptionist	TNS-11	Traffic Safety Inspector	TNS-18
Recreation Coordinator	TS-18	Traffic Sign and Marking Technician	TNS-16
Recreation Leader	TNS-14	Traffic Sign and Marking Technician II	TNS-17
Recreation Supervisor	TS-21	Traffic Technician/Electrician	TNS-20
Redevelopment Coordinator	TA-22	Training Captain	FFN-56
Roadway Operations Crew Leader I	TNS-16	Training Coordinator	TNS-18
Roadway Operations Worker I	TNS-10	Training Manager	TA-21
Roadway Operations Worker II	TNS-14	Transportation Coordinator/Modeler	TA-21
Safety Officer Training Administrator	TA-23	Transportation Services Assistant	TNS-12
School Crossing Guard Coordinator	TNS-15	Urban Designer	TA-22
Security Control Bureau Administrator	TS-18	Utilities Field Service Crew Leader	TS-19
Security Control Supervisor	TS-16	Utilities Field Service Supervisor	TS-21
Security Control Technician	TNS-14	Utilities Field Service Technician	TNS-17
Senior Accounting Technician	TNS-16	Utilities Financial Analyst	APT-21
Senior Architect	TA-23	Utilities Line Locator	TNS-15
Senior Assistant to the City Manager	ADD-43	Utilities Mapping Specialist	TNS-18
Senior Business Systems Analyst	TA-22	Utilities Operations Support Supervisor I	TS-20
Senior Buyer	TNS-20	Utilities Operations Support Supervisor II	TS-21
Senior Construction Project Inspector	TS-21	Utilities Projects Supervisor	TS-21
Senior Court Clerk	TNS-15	Utilities Support Supervisor	TS-21
Senior Crime Scene Analyst	TNS-20	Utility Systems Technician	TNS-18
Senior Crime Scene Investigator	PNS-56	Victim Witness Advocate	APT-16
Senior Deputy City Attorney	ADD-42	Victim Witness Coordinator	APT-18
Senior Deputy City Clerk	TS-19	Volunteer Coordinator	TA-21
Senior Electrical Inspector	TNS-20	Water Reclamation Plant Superintendent	TA-22
Senior Electronics Technician	TNS-20	Water Systems Operator I	TNS-16
Senior Engineer	TA-23	Water Systems Operator II	TNS-18
Senior Evidence Custodian	TNS-17	Water Systems Supervisor	TS-21
Senior Fire Prevention Inspector	FNR-65	Welder	TNS-18
Senior Legal Assistant	TNS-14	Work Card/Fingerprint Assistant	TNS-13
Senior Management Analyst	TA-22		

* New Position - grade projected, pending review.



FY 2008-09 Benefit Rates

Holiday Pay:

Police - 4.5%

Fire - 3%

All Other Employees - 2%

Public Employees Retirement System (PERS)

Police and Fire - 33.5%

All Others - 20.5%

Health Insurance:

Employees with Teamster coverage - \$10,100 Per Year (estimated)

Employees with Anthem Blue Cross/Blue Shield coverage - \$9,700 Per Year

Worker's Compensation:

Police and Fire - 5.8%

All Other Employees - 2%

Unemployment Benefits:

All Employees - 2.5%

Social Security:

Employees not covered under PERS retirement discussed above - 6.20%

Medicare:

All employees hired after April 1, 1986 - 1.45%

Liability Self-Insurance:

All employees - 2.5%



List of Acronyms

ADA	Americans with Disabilities Act
AV	Assessed Valuation
BCCRT	Basic City/County Relief Tax
BLM	Bureau of Land Management
CAFR	Comprehensive Annual Financial Report
CDBG	Community Development Block Grant
CIP	Capital Improvement Program
CNLV	City of North Las Vegas
COLA	Cost of Living Adjustment
COPS	Community Oriented Policing Services Grant
CTX	Consolidated Tax
DOT	Department of Transportation
EFB	Ending Fund Balance
ERP	Enterprise Resource Planning
FTE	Full Time Equivalent
FY	Fiscal Year
GAAP	Generally Accepting Accounting Principles
GASB	Governmental Accounting Standards Board
GFOA	Government Finance Officers Association
GOB	General Obligation Bonds
LID	Local Improvement District
LVCVA	Las Vegas Convention and Visitors Authority
NDOT	Nevada Department of Transportation
NRS	Nevada Revised Statutes
PAC	Permit Application Center
PERS	Public Employees Retirement System
PILT	Payment in lieu of Taxes
RFCD	Regional Flood Control District
RTC	Regional Transportation Commission
SID	Special Improvement District
SNACC	Southern Nevada Area Communications Council
SNPLMA	Southern Nevada Public Land Management Act
VA	Veterans Administration
VOCA	Victims of Crime Act Grant
WPCF	Water Pollution Control Facility
WRF	Water Reclamation Facility



Glossary of Terms

Accrual Basis of Accounting

The basis of accounting under which revenues are recorded when earned and expenditures (or expenses) are recorded as soon as they result in liabilities for benefits received, notwithstanding that the receipt of cash or the payment of cash may take place, in whole or in part, in another accounting period.

Ad Valorem In proportion to value, a basis for levy of taxes on property.

Adopted Budget The proposed budget as formally approved by the City Council.

Americans with Disabilities Act (ADA)

Americans with Disabilities Act, Public Law 336 of the 101st Congress, enacted July 26, 1990. The ADA prohibits discrimination and ensures equal opportunity for persons with disabilities in employment, State and local government services, public accommodations, commercial facilities and transportation. It also mandates the establishment of TDD/telephone relay services.

Annualization Taking changes that have occurred mid-year and calculating their cost for a full year, for the purpose of preparing an annual budget.

Appropriation A legal authorization to incur obligations and to make expenditures for specific purposes.

Assessed Valuation An official government value placed upon real estate or other property as a basis for levying taxes.

Available (Undesignated) Fund Balance

Refers to the funds remaining from the prior year which are available for appropriation and expenditure in the current year.

Balanced Budget The amount of budgeted expenditures is equal to or less than the amount of budgeted revenues plus other available sources.

Beginning Balance The beginning balance is comprised of residual funds brought forward from the previous fiscal year (ending balance).

Bond A written promise to pay a sum of money at a specified interest rate. The interest payments and the repayment of the principal are detailed in a bond ordinance. The most common types of bonds are general obligation, revenue bonds and special improvement district bonds. These are most frequently used to finance capital projects.

Bond Refinancing The payoff and re-issuance of bonds to obtain better interest rates and/or bond conditions.

Bond Proceeds Funds derived from the sale of bonds for the purpose of constructing major capital facilities.

Bond Rating A methodology used to measure the fiscal health of the City. Generally, analyst firms such as Standard and Poor's, Moody's Investor Service and Fitch Ratings provide bond ratings to municipalities. Bonds rated AAA/Aaa are judged to be the best quality and carry the smallest degree of risk and, together with AA/Aa bonds, comprise high grade bonds. Ratings including "+" or "1" designate the strongest bonds in the rating category. Generally, highly rated bonds result in lower interest rates.

Budget Proposed plan of expenditure and revenue over a given period of time.

Budgetary Basis This refers to the basis of accounting used to estimate financing sources and uses in the budget. This generally takes one of three forms: GAAP, cash or modified accrual.



Budget Calendar The schedule of major events in the development of the annual budget, including community budget forums, proposed budget, budget hearings, budget deliberations and adoption of the annual budget.

Budgetary Control The control or management of a governmental unit or enterprise in accordance with an approved budget for the purpose of keeping expenditures within the limitations of authorized appropriations and available revenues.

Budget Document The instrument utilized to present the City's comprehensive financial plan to the City Council and the public.

Bureau of Land Management (BLM)
An agency of the Department of the Interior, which regulates economic management of much of the nation's public forests, mineral resources and grazing lands.

Capital Improvements Program (CIP)
Authorized expenditures for tangible and long-term physical improvements or additions of a fixed or permanent nature (e.g., an additional police or fire station, or a new street).

Capital Improvement Project
A capital improvement is generally a large construction project such as the development of park land, the construction of an overpass, the installation of a traffic signal, the acquisition of land or the construction or remodeling of a City building. Funds for these projects are derived largely from the issuance of bonds, water and sewer fees, Regional Transportation Commission taxes, grants and developer impact fees.

Capital Outlay This expenditure category includes purchases of capital equipment such as furniture, vehicles, large machinery, and other capital items.

Capital Projects Funds Capital Projects Funds are used to account for financial resources to be used for the acquisition or construction of major capital facilities (other than those financed by Proprietary Funds and Trust Funds).

Cash Basis of Accounting
The basis of accounting under which revenues are recorded when cash is received and expenditures (or expenses) are recorded when cash is disbursed. Since payments for goods and services can be delayed to the next fiscal year, cash on hand can result in an inaccurate picture of the financial condition of a fund. To be in conformance with generally accepted accounting principles (GAAP), local governments must use the accrual basis rather than the cash basis of accounting.

Charges for Current Services
Revenue from user fees which are charged to customers for using various City services and facilities. Examples include library charges, golf course fees, filing fees for planning services, charges for engineering, fire and police services.

City Manager's Budget Message
The City Manager's memorandum to the City Council summarizing the most important aspects of the budget, including changes from the current fiscal year and the goals, themes and priorities that are encompassed within the City's budget.

Community Development Block Grant (CDBG) Funds Funds established to account for revenues from the federal government and expenditures as prescribed under the Community Development Block Grant Program.

Comprehensive Annual Finance Report (CAFR) This report is prepared by the City Finance Director's Office. It is usually referred to by its abbreviation and summarizes financial data for the previous fiscal year in a standardized format. The CAFR is organized by fund and contains two basic types of information: a balance sheet that compares assets with liabilities and fund balance and an operating statement that compares revenues with expenditures.



Contingency Reserve This reserve was established to fund major emergencies and to assist in maintaining a favorable bond rating. No specific legal guidance or policy restrictions have been placed on the use of these funds.

Continuing Appropriations Funding approved in the current budget but not expended during the current budget year. These appropriations are carried forward into the next fiscal year for their intended purpose.

Contractual Service A written agreement or legal instrument whereby the City of North Las Vegas is committed to expend, or does expend, public funds in consideration for work, labor, services, equipment or any combination of the foregoing.

Cost Allocation Assignment of applicable costs and charges from one fund to another required by treating each fund as an independent entity.

Cost of Living Adjustment (COLA)

An increase in salaries to offset the adverse effect of inflation on compensation.

Debt Service Payment of interest and principal on an obligation resulting from the issuance of bonds.

Debt Service Funds Debt Service Funds are set up to receive dedicated revenues used to make principal and interest payments on City debt. They are used to account for the accumulation of resources for, and the payment of, general obligation and special assessment debt principal, interest and related costs (except the debt service accounted for in the Special Revenue Funds) and Enterprise Funds.

Department A basic organizational unit of government which may be sub-divided into divisions, programs, activity groups and/or activities.

Deferred Maintenance Backlog of needed repairs to City facilities, including roof replacement, heating and cooling system upgrades, painting, floor covering repair and structural repairs.

Division An organizational component of a department, possibly sub-divided into programs and activities, e.g. General Accounting Division within the Finance Department.

Discretionary Fund Funds for which there are no restrictions on the use of the fees or taxes collected.

Encumbrance An encumbrance designates or reserves funds for a specific purpose as approved by the appropriate authority. When the goods and services are received, the encumbrance is released and an expenditure is recorded for the actual costs.

Enterprise Funds Funds established to account for specific services funded directly by fees and charges to users. These funds, including the water/waste water fund and golf course fund, are intended to be self-supporting. For more information about enterprise funds, refer to the Enterprise Funds Section.

Estimated Revenue and Expense

The revenue or expense projected to be received or expended during a specific time period, usually a fiscal year.

Expenditure Funds spent in accordance with budgeted appropriations on assets or goods and services obtained.

Expenditure Category Expenditure categories are groupings of similar types of expenditures. The City uses four major expenditure categories: salaries and wages; salary related expenses (fringe benefits); supplies and services; and capital outlay.



Expense Charges incurred (whether paid immediately or unpaid) for operations, maintenance, interest or other charges.

Federal Grant Funds These funds were established to account for revenue from the federal government and expenditures as prescribed by grant provisions/agreements.

Fees A general term for any charge levied by the City associated with providing a service, permitting an activity or imposing a fine or penalty. Major types of fees include business licenses, fines and user charges.

Final Budget The City Council approved plan for the City's financial operations, which includes an estimate of expenditures and revenues for a given fiscal year. According to NRS 354.598, this budget must be adopted on or before June 1 of each fiscal year.

Fines and Forfeitures This revenue results from violations of various City and state laws and from damage to City property.

Fiscal Year (FY) Twelve-month term designating the beginning and ending period for recording financial transactions. The City of North Las Vegas has specified July 1 through June 30 as the fiscal year.

Fringe Benefits This expenditure category consists of the costs to provide employee benefits. Typical employee benefits include health insurance, retirement (PERS), workers compensation and medicare.

Full Time Equivalent (FTE)

The decimal equivalent of a part-time position converted to a full time basis, i.e., one person working half time would count as 0.50 FTE.

Fund A fiscal and accounting entity with a self-balancing set of accounts to record revenue and expenditures. For more information about funds, refer to the User's Guide section of the Budget Document.

GASB Governmental Accounting Standards Board, established in 1985, is the current standards setting board for governmental GAAP.

Generally Accepted Accounting Principles (GAAP) Uniform minimum standards used by state and local governments for financial recording and reporting that have been established by the accounting profession through the GASB.

General Fund The City's main operating fund that is used to pay for basic City services that utilize most tax dollars and is also supported by fees from licenses and permits, fines and investment earnings. For more information about the General Fund, refer to the General Fund section in the Budget Document.

General Obligation (G.O.) Bond This type of bond is backed by the full faith, credit and taxing power of the government.

Government Finance Officers Association (GFOA) Distinguished Budget Award Highest form of recognition in governmental budgeting. Its attainment represents a significant accomplishment by the management, staff and elected officials of recipients. Budgets are evaluated for effectiveness as a policy document, a financial plan, an operations guide and as a communication device.

Grant A contribution by a government or other organization to support a particular function. Grants may be classified as either categorical or block.

Growth Rate The level at which expenditures and revenue are expected to increase annually.

Infrastructure Public domain fixed assets including roads, curbs, gutters, sidewalks, drainage systems, lighting systems and other items that have value only to the city.

Interfund Transfers A transfer of funds between departments/funds for specific purposes as approved by the appropriate authority.



Intergovernmental Revenue This category includes revenues from federal grants, state grants and allocations including consolidated taxes, motor vehicle fuel taxes, gaming taxes from the LVCVA, county gaming licenses and reimbursement from the water/wastewater fund.

Interlocal Agreement A contractual agreement between two or more governmental entities.

Internal Service Funds A fund created to finance and account for a department's work or a division's work for other departments. The fund's expenses are repaid from fees or fund transfers, thus keeping the original fund capital intact. For more information about internal service funds, refer to the Proprietary section of the Budget Document.

Levy To impose taxes, special assessments or charges for the support of City activities.

Licenses and Permits This category includes revenue raised for the purpose of recovering the costs associated with regulating business activity. Many of these fees are regulatory in nature in order to ensure compliance with the law.

LID Local Improvement District or Special Assessments made against certain properties to defray part or all of the cost of a specific improvement or service deemed to primarily benefit those properties.

Long Term Debt Debt with a maturity of more than one year after the date of issuance.

Mandated Program A requirement by the State or Federal government that the City perform a task, perform a task a particular way or perform a task to meet a particular standard, often without compensation from the higher level of government.

Miscellaneous Revenue The account which provides for accumulation of revenues

not specifically identified in other accounts. This includes interest, rents and incidentals.

Modified Accrual Basis of Accounting

Under the modified accrual basis of accounting, required for use by governmental funds, revenues are recognized in the period in which they become available and measurable, and expenditures are recognized at the time a liability is incurred pursuant to appropriation authority.

Modified Cash Basis of Accounting

Sometimes known as Modified Accrual Basis, it is a plan under which revenues are recognized on the cash basis while expenditures are recognized on the accrual basis.

Non-Personnel Expense Expenditures related to supplies, services and capital outlay.

Onetime Expenditures and/or Revenues

These are expenditures and/or revenues for onetime projects or services. After the project or service is completed, expenditures and/or revenues are terminated and are not considered part of the budget for the following year.

Operating Budget An operation plan, expressed in financial terms, by which a program is funded. It should include: (1) the mission; (2) the services provided; (3) impact on future years; and (4) current year operations.

Operating Expense Those costs including expenditures for salaries and wages, benefits, supplies, services and charges which are necessary to support the primary services of the organization.

Operating Revenue Funds that the government receives as income to pay for ongoing operations. It includes such items as taxes, fees from specific services, interest earnings and grant revenues. Operating revenues are used to pay for day-to-day services.



Per Capita A measurement of the proportion of some statistic to an individual resident determined by dividing the statistic by the current population.

Performance Based Budgeting (PBB)
A system of budgeting that lists services by activities, identifies the resources that are applied to these activities and describes how efficiently and effectively the City performs these services.

Performance Measure A performance measure measures work performed and results achieved. Types of measures include: input, output, efficiency and internal or external outcomes.

Personnel Expense Expenditures related to employee compensation including wages and salaries, fringe benefits, retirement and special pay such as shift differential.

Prior Year Transactions that are posted in the current year for previous years' contracts or commitments for service. Encumbrances from the previous year are carried into the next year's appropriation.

Program Indicator A unit of work accomplished without reference to the resources required to do the work (e.g., number of permits issued, number of refuse collections made or number of burglary arrests made). Program indicators do not reflect the effectiveness or efficiency of the work performed.

Property Tax An "ad valorem" tax on real property, based upon the value of the property.

Reserve An account used to indicate that a portion of a fund's balance is legally restricted for a specific purpose and is therefore not available for general appropriation.

Public Employees Retirement System (PERS)
The retirement system provided for governmental employees in the State of Nevada.

Resolution A special or temporary order of a legislative body requiring less legal formality than an ordinance or statute.

Resources Total amount available for appropriation including estimated revenues, fund transfers and beginning balances.

Revenue Funds received from various sources and treated as income to the City. This income is used to finance expenditures.

Revenue Bonds Bonds issued pledging future revenues, usually water, sewer, garbage or drainage charges, to cover debt payments in addition to operating costs.

Revenue Categories / Intergovernmental
The major categories of revenue are property taxes, licenses and permits, fines and forfeitures, charges for services, miscellaneous revenue and transfers from other funds.

Salaries and Wages This expenditure category includes salaries, hourly wages, overtime and special pay expenses.

SNACC (Southern Nevada Area Communications Council) A wireless, IP based network that will allow interoperable communications between public safety entities in Southern Nevada and all other major public safety networks operating in the state.

SNPLMA (Southern Nevada Public Land Management Act) This Act, passed in 1998, provides Federal funds to be used through sale of public lands to improve parks, trails and natural areas, support conservation initiatives, and improve Federally-managed facilities.

Special District A designated geographic area established to provide a specialized service usually petitioned for by the citizenry and approved by the City Council (e.g., Park Services Districts).



Special Revenue Funds These funds account for revenues received that have specific purposes for which they can be used. For more information about special revenue funds, refer to the Special Revenue Fund section in the Budget Document.

Supplies and Services This expenditure category consists of materials, supplies, contractual services, fees and other services.

Tax Levy The result when the tax per one hundred dollars of assessed value is multiplied by the tax base.

Taxes Compulsory charges levied by a government for the purpose of financing services performed for the common benefit of the people. This term does not include specific charges made against particular persons or property for current or permanent benefit, such as special assessments.

Tentative Budget The plan for the City's financial operations which includes an estimate of revenues and expenditures for a given fiscal year.

NRS 354.596 requires a copy to be submitted to the Department of Taxation on or before April 15 and that a public hearing be held on the Tentative Budget on the third Tuesday in May.

Unreserved Fund Balance The portion of a specific fund's balance that is not restricted for a specific purpose and is available for general appropriation.

Working Capital The year-end balance of current assets less current liabilities in the Enterprise and Internal Service Funds. The unencumbered balance at year-end is available for appropriation in the next year's budget.

Workload Indicator A unit of work to be done (e.g., number of permit applications received, the number of households receiving refuse collection service or the number of burglaries to be investigated).



Playground equipment in a North Las Vegas park.





This page was intentionally left blank.

