

Municipal Primary Election 2003

April 8, 2003

Subdivision Report

Clark County

North Las Vegas - At Large

Registration and Turnout

Active Registration	39,254	
Inactive Registration	5,602	
Total Registration	44,856	
Election Day	2,897	7.38%
Early Vote	0	0.00%
Mail	735	1.87%
Election Day Edge	0	0.00%
Early Vote Edge	2,774	7.07%
Total Turnout	6,406	16.32%

COUNCIL MEMBER, WARD 2, NORTH LAS VEGAS

73/73 100.00%


Flebbe, Howard	281	4.48%
Robinson, William	3,262	51.99%
Stone, Nelson	2,731	43.53%
Total...	6,274	100.00%

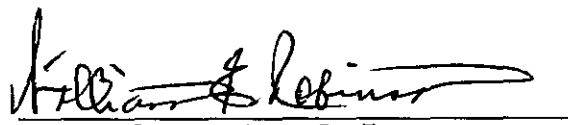
COUNCIL MEMBER, WARD 4, NORTH LAS VEGAS


73/73 100.00%

Buck, Shari	3,606	57.48%
Dolan, Bill	1,210	19.29%
Easter, Honey	1,252	19.96%
Fuller, Lee R.	205	3.27%
Total...	6,273	100.00%

APPROVED this 16th day of April, 2003.



 Michael L. Montandon, Mayor


 William E. Robinson, Mayor Pro Tempore


 Stephanie S. Smith, Councilwoman


 Shari Buck, Councilman


 Robert L. Eliason, Councilman


 ATTEST: Eileen M. Sevigny, CMC, City Clerk

Statement of Vote
Clark County
Municipal Primary Election 2003
4/9/03

COUNCIL_MEMBER_WARD_2_NORTH_LAS_VEGAS

	Registered	Turnout Percent	1	2	3
2008 - NLV	980	142 14.49%	7	46	87
Election Day	980	87 8.88%	4	26	57
Early Vote	980	45 4.59%	3	15	26
Mail	980	10 1.02%	0	5	4
2360 - NLV	938	145 15.46%	6	77	59
Election Day	938	76 8.10%	2	41	31
Early Vote	938	61 6.50%	3	33	24
Mail	938	8 0.85%	1	3	4
2361 - NLV	1,240	178 14.35%	7	87	78
Election Day	1,240	84 6.77%	4	41	36
Early Vote	1,240	82 6.61%	2	42	35
Mail	1,240	12 0.97%	1	4	7
2362 - NLV	803	161 20.05%	9	77	72
Election Day	803	53 6.60%	4	19	30
Early Vote	803	92 11.46%	4	51	35
Mail	803	16 1.99%	1	7	7
2363 - NLV	673	83 12.33%	4	34	40
Election Day	673	30 4.46%	1	11	16
Early Vote	673	47 6.98%	3	20	21
Mail	673	6 0.89%	0	3	3
2364 - NLV	947	157 16.58%	11	70	72
Election Day	947	76 8.03%	2	36	37
Early Vote	947	69 7.29%	8	30	28
Mail	947	12 1.27%	1	4	7
2365 - NLV	1,078	184 17.07%	9	76	94
Election Day	1,078	82 7.61%	2	33	47
Early Vote	1,078	72 6.68%	7	31	31
Mail	1,078	30 2.78%	0	12	16
2366 - NLV	996	227 22.79%	9	116	100
Election Day	996	90 9.04%	5	40	44
Early Vote	996	108 10.84%	4	59	44
Mail	996	29 2.91%	0	17	12
2370 - NLV	226	39 17.26%	0	12	27
Election Day	226	20 8.85%	0	7	13
Early Vote	226	16 7.08%	0	4	12
Mail	226	3 1.33%	0	1	2
2371 - NLV	841	116 13.79%	6	54	56
Election Day	841	79 9.39%	5	35	39
Early Vote	841	34 4.04%	1	19	14
Mail	841	3 0.36%	0	0	3
2372 - NLV	734	77 10.49%	3	42	30
Election Day	734	47 6.40%	1	29	16
Early Vote	734	12 1.63%	1	6	4
Mail	734	18 2.45%	1	7	10
2373 - NLV	336	59 17.56%	3	31	23
Election Day	336	28 8.33%	2	17	7
Early Vote	336	22 6.55%	0	10	12
Mail	336	9 2.68%	1	4	4
2374 - NLV	644	77 11.96%	3	28	44
Election Day	644	34 5.28%	1	12	20

Early Vote	644	35	5.43%	2	12	20
Mail	644	8	1.24%	0	4	4
2375 - NLV	926	131	14.15%	6	52	72
Election Day	926	43	4.64%	2	18	23
Early Vote	926	69	7.45%	2	26	40
Mail	926	19	2.05%	2	8	9
2380 - NLV	978	164	16.77%	9	74	80
Election Day	978	39	3.99%	2	10	26
Early Vote	978	104	10.63%	7	54	43
Mail	978	21	2.15%	0	10	11
2381 - NLV	1,072	170	15.86%	5	82	81
Election Day	1,072	72	6.72%	1	29	41
Early Vote	1,072	87	8.12%	4	48	34
Mail	1,072	11	1.03%	0	5	6
2382 - NLV	1,038	148	14.26%	4	67	75
Election Day	1,038	62	5.97%	1	31	30
Early Vote	1,038	72	6.94%	3	32	36
Mail	1,038	14	1.35%	0	4	9
2383 - NLV	876	117	13.36%	1	45	69
Election Day	876	32	3.65%	0	13	19
Early Vote	876	79	9.02%	1	30	46
Mail	876	6	0.68%	0	2	4
2384 - NLV	373	65	17.43%	2	31	27
Election Day	373	29	7.77%	2	13	14
Early Vote	373	31	8.31%	0	18	11
Mail	373	5	1.34%	0	0	2
2385 - NLV	1,080	154	14.26%	5	66	76
Election Day	1,080	39	3.61%	1	19	17
Early Vote	1,080	97	8.98%	2	39	53
Mail	1,080	18	1.67%	2	8	6
2390 - NLV	916	153	16.70%	6	70	75
Election Day	916	41	4.48%	1	13	27
Early Vote	916	100	10.92%	5	51	42
Mail	916	12	1.31%	0	6	6
2391 - NLV	1,105	253	22.90%	9	105	134
Election Day	1,105	88	7.96%	3	35	47
Early Vote	1,105	154	13.94%	6	67	80
Mail	1,105	11	1.00%	0	3	7
2392 - NLV	1,199	199	16.60%	6	94	98
Election Day	1,199	78	6.51%	1	33	43
Early Vote	1,199	111	9.26%	5	57	49
Mail	1,199	10	0.83%	0	4	6
2393 - NLV	837	174	20.79%	9	66	96
Election Day	837	69	8.24%	1	23	43
Early Vote	837	90	10.75%	6	35	48
Mail	837	15	1.79%	2	8	5
2394 - NLV	270	50	18.52%	3	19	24
Election Day	270	15	5.56%	0	8	6
Early Vote	270	30	11.11%	3	9	18
Mail	270	5	1.85%	0	2	0
2395 - NLV	965	172	17.82%	9	62	99
Election Day	965	67	6.94%	1	22	44
Early Vote	965	77	7.98%	6	23	46
Mail	965	28	2.90%	2	17	9
2400 - NLV	42	10	23.81%	0	3	7
Election Day	42	0	0.00%	0	0	0
Early Vote	42	0	0.00%	0	0	0

Mail	42	10	23.81%	0	3	7
2404 - NLV	1,081	193	17.85%	7	71	114
Election Day	1,081	101	9.34%	3	39	58
Early Vote	1,081	71	6.57%	2	26	43
Mail	1,081	21	1.94%	2	6	13
2410 - NLV	3	2	66.67%	0	1	1
Election Day	3	0	0.00%	0	0	0
Early Vote	3	0	0.00%	0	0	0
Mail	3	2	66.67%	0	1	1
2424 - NLV	791	154	19.47%	8	76	69
Election Day	791	81	10.24%	7	34	40
Early Vote	791	45	5.69%	0	25	19
Mail	791	28	3.54%	1	17	10
2425 - NLV	670	131	19.55%	5	63	61
Election Day	670	62	9.25%	0	29	32
Early Vote	670	51	7.61%	5	29	16
Mail	670	18	2.69%	0	5	13
2426 - NLV	621	143	23.03%	10	82	48
Election Day	621	86	13.85%	5	48	30
Early Vote	621	39	6.28%	3	25	11
Mail	621	18	2.90%	2	9	7
2440 - NLV	0	0	0.00%	0	0	0
Election Day	0	0	0.00%	0	0	0
Early Vote	0	0	0.00%	0	0	0
Mail	0	0	0.00%	0	0	0
2446 - NLV	375	51	13.60%	0	21	30
Election Day	375	13	3.47%	0	9	4
Early Vote	375	32	8.53%	0	11	21
Mail	375	6	1.60%	0	1	5
4017 - NLV	1,241	264	21.27%	5	233	22
Election Day	1,241	172	13.86%	4	154	13
Early Vote	1,241	63	5.08%	1	53	7
Mail	1,241	29	2.34%	0	26	2
4019 - NLV	195	24	12.31%	3	16	4
Election Day	195	0	0.00%	0	0	0
Early Vote	195	0	0.00%	0	0	0
Mail	195	24	12.31%	3	16	4
4022 - NLV	102	40	39.22%	2	26	12
Election Day	102	31	30.39%	1	20	10
Early Vote	102	3	2.94%	0	3	0
Mail	102	6	5.88%	1	3	2
4300 - NLV	156	46	29.49%	6	21	19
Election Day	156	0	0.00%	0	0	0
Early Vote	156	2	1.28%	1	1	0
Mail	156	44	28.21%	5	20	19
4301 - NLV	700	121	17.29%	8	51	56
Election Day	700	53	7.57%	4	27	22
Early Vote	700	62	8.86%	4	23	30
Mail	700	6	0.86%	0	1	4
4302 - NLV	83	7	8.43%	0	3	3
Election Day	83	4	4.82%	0	1	3
Early Vote	83	3	3.61%	0	2	0
Mail	83	0	0.00%	0	0	0
4303 - NLV	2	0	0.00%	0	0	0
Election Day	2	0	0.00%	0	0	0
Early Vote	2	0	0.00%	0	0	0
Mail	2	0	0.00%	0	0	0

4304 - NLV	801	118	14.73%	5	65	46
Election Day	801	45	5.62%	1	26	17
Early Vote	801	65	8.11%	4	33	27
Mail	801	8	1.00%	0	6	2
4305 - NLV	560	67	11.96%	4	34	28
Election Day	560	36	6.43%	1	18	16
Early Vote	560	29	5.18%	3	15	11
Mail	560	2	0.36%	0	1	1
4306 - NLV	1,067	189	17.71%	4	99	83
Election Day	1,067	71	6.65%	1	34	36
Early Vote	1,067	101	9.47%	3	57	38
Mail	1,067	17	1.59%	0	8	9
4310 - NLV	765	161	21.05%	3	147	8
Election Day	765	104	13.59%	1	99	3
Early Vote	765	45	5.88%	0	38	5
Mail	765	12	1.57%	2	10	0
4311 - NLV	987	97	9.83%	1	73	19
Election Day	987	44	4.46%	0	37	7
Early Vote	987	36	3.65%	1	25	8
Mail	987	17	1.72%	0	11	4
4312 - NLV	540	101	18.70%	4	84	11
Election Day	540	58	10.74%	2	52	2
Early Vote	540	33	6.11%	2	23	8
Mail	540	10	1.85%	0	9	1
4390 - NLV	45	2	4.44%	0	2	0
Election Day	45	0	0.00%	0	0	0
Early Vote	45	0	0.00%	0	0	0
Mail	45	2	4.44%	0	2	0
4391 - NLV	86	6	6.98%	1	3	2
Election Day	86	0	0.00%	0	0	0
Early Vote	86	0	0.00%	0	0	0
Mail	86	6	6.98%	1	3	2
4392 - NLV	276	27	9.78%	6	15	5
Election Day	276	14	5.07%	1	10	3
Early Vote	276	11	3.99%	5	4	2
Mail	276	2	0.72%	0	1	0
4393 - NLV	270	31	11.48%	1	16	13
Election Day	270	12	4.44%	1	6	5
Early Vote	270	16	5.93%	0	9	6
Mail	270	3	1.11%	0	1	2
4394 - NLV	420	57	13.57%	7	36	14
Election Day	420	30	7.14%	1	22	7
Early Vote	420	22	5.24%	4	11	7
Mail	420	5	1.19%	2	3	0
4395 - NLV	14	6	42.86%	0	6	0
Election Day	14	0	0.00%	0	0	0
Early Vote	14	0	0.00%	0	0	0
Mail	14	6	42.86%	0	6	0
4396 - NLV	505	98	19.41%	5	53	34
Election Day	505	48	9.50%	2	27	16
Early Vote	505	39	7.72%	2	18	16
Mail	505	11	2.18%	1	8	2
4397 - NLV	204	24	11.76%	1	9	13
Election Day	204	19	9.31%	1	6	11
Early Vote	204	5	2.45%	0	3	2
Mail	204	0	0.00%	0	0	0
4400 - NLV	34	1	2.94%	0	1	0

Election Day	34	0	0.00%	0	0	0
Early Vote	34	0	0.00%	0	0	0
Mail	34	1	2.94%	0	1	0
4401 - NLV	97	7	7.22%	1	6	0
Election Day	97	3	3.09%	0	3	0
Early Vote	97	4	4.12%	1	3	0
Mail	97	0	0.00%	0	0	0
4402 - NLV	207	24	11.59%	0	23	1
Election Day	207	16	7.73%	0	15	1
Early Vote	207	7	3.38%	0	7	0
Mail	207	1	0.48%	0	1	0
4403 - NLV	427	82	19.20%	3	52	26
Election Day	427	41	9.60%	0	24	16
Early Vote	427	30	7.03%	1	21	8
Mail	427	11	2.58%	2	7	2
4404 - NLV	13	7	53.85%	0	1	3
Election Day	13	0	0.00%	0	0	0
Early Vote	13	0	0.00%	0	0	0
Mail	13	7	53.85%	0	1	3
4405 - NLV	19	2	10.53%	0	0	1
Election Day	19	0	0.00%	0	0	0
Early Vote	19	1	5.26%	0	0	1
Mail	19	1	5.26%	0	0	0
4410 - NLV	392	56	14.29%	2	43	10
Election Day	392	29	7.40%	2	21	6
Early Vote	392	18	4.59%	0	15	3
Mail	392	9	2.30%	0	7	1
4411 - NLV	175	12	6.86%	1	8	2
Election Day	175	8	4.57%	1	4	2
Early Vote	175	3	1.71%	0	3	0
Mail	175	1	0.57%	0	1	0
4412 - NLV	203	42	20.69%	4	17	20
Election Day	203	34	16.75%	3	13	17
Early Vote	203	7	3.45%	1	3	3
Mail	203	1	0.49%	0	1	0
4413 - NLV	230	31	13.48%	3	15	13
Election Day	230	21	9.13%	0	11	10
Early Vote	230	8	3.48%	2	4	2
Mail	230	2	0.87%	1	0	1
4414 - NLV	392	58	14.80%	3	27	26
Election Day	392	40	10.20%	1	17	20
Early Vote	392	13	3.32%	0	8	5
Mail	392	5	1.28%	2	2	1
4415 - NLV	379	23	6.07%	1	15	6
Election Day	379	11	2.90%	1	7	3
Early Vote	379	10	2.64%	0	6	3
Mail	379	2	0.53%	0	2	0
4416 - NLV	1,043	171	16.40%	12	86	70
Election Day	1,043	88	8.44%	5	40	43
Early Vote	1,043	56	5.37%	6	30	19
Mail	1,043	27	2.59%	1	16	8
4417 - NLV	562	77	13.70%	1	46	28
Election Day	562	39	6.94%	1	21	17
Early Vote	562	27	4.80%	0	18	9
Mail	562	11	1.96%	0	7	2
4420 - NLV	175	25	14.29%	3	12	10
Election Day	175	11	6.29%	1	5	5

Early Vote	175	11	6.29%	2	5	4
Mail	175	3	1.71%	0	2	1
4421 - NLV	0	0	0.00%	0	0	0
Election Day	0	0	0.00%	0	0	0
Early Vote	0	0	0.00%	0	0	0
Mail	0	0	0.00%	0	0	0
4422 - NLV	232	23	9.91%	0	18	5
Election Day	232	12	5.17%	0	10	2
Early Vote	232	10	4.31%	0	8	2
Mail	232	1	0.43%	0	0	1
4423 - NLV	1	0	0.00%	0	0	0
Election Day	1	0	0.00%	0	0	0
Early Vote	1	0	0.00%	0	0	0
Mail	1	0	0.00%	0	0	0
	39,254	6,406	16.32%	281	3,262	2,731
Candidates						

1 Flebbe, Howard
 2 Robinson, William
 3 Stone, Nelson

April 09, 2003 11:29 AM

Top of Page

**Statement of Vote
Clark County
Municipal Primary Election 2003
4/9/03**

COUNCIL_MEMBER,,WARD_4,,NORTH_LAS_VEGAS

	Registered	Turnout Percent	1	2	3	4
2008 - NLV	980	142 14.49%	64	44	25	8
Election Day	980	87 8.88%	41	22	19	5
Early Vote	980	45 4.59%	19	20	6	0
Mail	980	10 1.02%	4	2	0	3
2360 - NLV	938	145 15.46%	77	36	28	4
Election Day	938	76 8.10%	35	26	12	3
Early Vote	938	61 6.50%	37	9	15	0
Mail	938	8 0.85%	5	1	1	1
2361 - NLV	1,240	178 14.35%	93	42	36	5
Election Day	1,240	84 6.77%	35	29	19	0
Early Vote	1,240	82 6.61%	51	11	15	4
Mail	1,240	12 0.97%	7	2	2	1
2362 - NLV	803	161 20.05%	75	62	20	3
Election Day	803	53 6.60%	20	25	7	0
Early Vote	803	92 11.46%	43	35	12	2
Mail	803	16 1.99%	12	2	1	1
2363 - NLV	673	83 12.33%	48	24	5	5
Election Day	673	30 4.46%	14	13	1	2
Early Vote	673	47 6.98%	30	10	3	3
Mail	673	6 0.89%	4	1	1	0
2364 - NLV	947	157 16.58%	91	28	34	4
Election Day	947	76 8.03%	40	17	19	0
Early Vote	947	69 7.29%	47	8	11	3
Mail	947	12 1.27%	4	3	4	1
2365 - NLV	1,078	184 17.07%	118	35	24	7
Election Day	1,078	82 7.61%	51	18	13	0
Early Vote	1,078	72 6.68%	51	12	6	3
Mail	1,078	30 2.78%	16	5	5	4
2366 - NLV	996	227 22.79%	154	42	26	4
Election Day	996	90 9.04%	55	17	14	4
Early Vote	996	108 10.84%	75	21	11	0
Mail	996	29 2.91%	24	4	1	0
2370 - NLV	226	39 17.26%	18	12	5	3
Election Day	226	20 8.85%	7	7	4	2
Early Vote	226	16 7.08%	9	5	0	1
Mail	226	3 1.33%	2	0	1	0
2371 - NLV	841	116 13.79%	73	27	13	3
Election Day	841	79 9.39%	48	20	10	1
Early Vote	841	34 4.04%	24	5	3	2
Mail	841	3 0.36%	1	2	0	0
2372 - NLV	734	77 10.49%	51	15	5	5
Election Day	734	47 6.40%	32	8	3	3
Early Vote	734	12 1.63%	7	2	1	2
Mail	734	18 2.45%	12	5	1	0
2373 - NLV	336	59 17.56%	33	9	14	2
Election Day	336	28 8.33%	13	8	5	1
Early Vote	336	22 6.55%	12	1	8	1
Mail	336	9 2.68%	8	0	1	0
2374 - NLV	644	77 11.96%	42	16	14	3
Election Day	644	34 5.28%	19	11	2	1

Early Vote	644	35	5.43%	17	4	11	2
Mail	644	8	1.24%	6	1	1	0
2375 - NLV	926	131	14.15%	75	7	45	4
Election Day	926	43	4.64%	25	0	15	3
Early Vote	926	69	7.45%	39	6	23	1
Mail	926	19	2.05%	11	1	7	0
2380 - NLV	978	164	16.77%	74	48	38	4
Election Day	978	39	3.99%	8	16	15	0
Early Vote	978	104	10.63%	52	25	23	4
Mail	978	21	2.15%	14	7	0	0
2381 - NLV	1,072	170	15.86%	98	47	18	5
Election Day	1,072	72	6.72%	39	25	7	0
Early Vote	1,072	87	8.12%	51	21	11	3
Mail	1,072	11	1.03%	8	1	0	2
2382 - NLV	1,038	148	14.26%	87	46	12	2
Election Day	1,038	62	5.97%	34	22	3	2
Early Vote	1,038	72	6.94%	44	24	4	0
Mail	1,038	14	1.35%	9	0	5	0
2383 - NLV	876	117	13.36%	55	30	24	6
Election Day	876	32	3.65%	15	6	7	3
Early Vote	876	79	9.02%	39	22	15	3
Mail	876	6	0.68%	1	2	2	0
2384 - NLV	373	65	17.43%	46	7	9	2
Election Day	373	29	7.77%	22	2	4	1
Early Vote	373	31	8.31%	19	5	5	1
Mail	373	5	1.34%	5	0	0	0
2385 - NLV	1,080	154	14.26%	88	38	19	8
Election Day	1,080	39	3.61%	25	6	7	1
Early Vote	1,080	97	8.98%	51	29	12	4
Mail	1,080	18	1.67%	12	3	0	3
2390 - NLV	916	153	16.70%	94	19	35	3
Election Day	916	41	4.48%	26	9	5	1
Early Vote	916	100	10.92%	59	9	28	2
Mail	916	12	1.31%	9	1	2	0
2391 - NLV	1,105	253	22.90%	143	47	55	5
Election Day	1,105	88	7.96%	42	21	23	1
Early Vote	1,105	154	13.94%	94	24	30	4
Mail	1,105	11	1.00%	7	2	2	0
2392 - NLV	1,199	199	16.60%	95	47	47	5
Election Day	1,199	78	6.51%	35	21	19	1
Early Vote	1,199	111	9.26%	54	24	27	4
Mail	1,199	10	0.83%	6	2	1	0
2393 - NLV	837	174	20.79%	88	39	44	1
Election Day	837	69	8.24%	32	19	17	1
Early Vote	837	90	10.75%	45	17	27	0
Mail	837	15	1.79%	11	3	0	0
2394 - NLV	270	50	18.52%	32	8	9	1
Election Day	270	15	5.56%	13	2	0	0
Early Vote	270	30	11.11%	15	5	9	1
Mail	270	5	1.85%	4	1	0	0
2395 - NLV	965	172	17.82%	80	42	44	4
Election Day	965	67	6.94%	25	18	23	1
Early Vote	965	77	7.98%	36	17	21	1
Mail	965	28	2.90%	19	7	0	2
2400 - NLV	42	10	23.81%	7	0	2	1
Election Day	42	0	0.00%	0	0	0	0
Early Vote	42	0	0.00%	0	0	0	0

Mail	42	10	23.81%	7	0	2	1
2404 - NLV	1,081	193	17.85%	89	39	59	3
Election Day	1,081	101	9.34%	51	13	35	0
Early Vote	1,081	71	6.57%	27	21	21	2
Mail	1,081	21	1.94%	11	5	3	1
2410 - NLV	3	2	66.67%	1	1	0	0
Election Day	3	0	0.00%	0	0	0	0
Early Vote	3	0	0.00%	0	0	0	0
Mail	3	2	66.67%	1	1	0	0
2424 - NLV	791	154	19.47%	57	23	65	5
Election Day	791	81	10.24%	28	11	38	2
Early Vote	791	45	5.69%	17	10	18	0
Mail	791	28	3.54%	12	2	9	3
2425 - NLV	670	131	19.55%	71	10	45	3
Election Day	670	62	9.25%	29	3	26	3
Early Vote	670	51	7.61%	35	3	12	0
Mail	670	18	2.69%	7	4	7	0
2426 - NLV	621	143	23.03%	78	15	42	2
Election Day	621	86	13.85%	48	10	24	0
Early Vote	621	39	6.28%	20	3	14	1
Mail	621	18	2.90%	10	2	4	1
2440 - NLV	0	0	0.00%	0	0	0	0
Election Day	0	0	0.00%	0	0	0	0
Early Vote	0	0	0.00%	0	0	0	0
Mail	0	0	0.00%	0	0	0	0
2446 - NLV	375	51	13.60%	27	10	12	0
Election Day	375	13	3.47%	5	3	4	0
Early Vote	375	32	8.53%	19	7	5	0
Mail	375	6	1.60%	3	0	3	0
4017 - NLV	1,241	264	21.27%	173	19	43	13
Election Day	1,241	172	13.86%	108	10	36	6
Early Vote	1,241	63	5.08%	45	6	5	4
Mail	1,241	29	2.34%	20	3	2	3
4019 - NLV	195	24	12.31%	14	5	4	1
Election Day	195	0	0.00%	0	0	0	0
Early Vote	195	0	0.00%	0	0	0	0
Mail	195	24	12.31%	14	5	4	1
4022 - NLV	102	40	39.22%	20	8	7	3
Election Day	102	31	30.39%	17	7	4	2
Early Vote	102	3	2.94%	0	1	2	0
Mail	102	6	5.88%	3	0	1	1
4300 - NLV	156	46	29.49%	27	9	8	2
Election Day	156	0	0.00%	0	0	0	0
Early Vote	156	2	1.28%	2	0	0	0
Mail	156	44	28.21%	25	9	8	2
4301 - NLV	700	121	17.29%	70	16	30	5
Election Day	700	53	7.57%	32	10	8	3
Early Vote	700	62	8.86%	34	5	21	2
Mail	700	6	0.86%	4	1	1	0
4302 - NLV	83	7	8.43%	3	3	1	0
Election Day	83	4	4.82%	1	3	0	0
Early Vote	83	3	3.61%	2	0	1	0
Mail	83	0	0.00%	0	0	0	0
4303 - NLV	2	0	0.00%	0	0	0	0
Election Day	2	0	0.00%	0	0	0	0
Early Vote	2	0	0.00%	0	0	0	0
Mail	2	0	0.00%	0	0	0	0

4304 - NLV	801	118	14.73%	64	30	17	6
Election Day	801	45	5.62%	19	16	8	1
Early Vote	801	65	8.11%	37	14	9	5
Mail	801	8	1.00%	8	0	0	0
4305 - NLV	560	67	11.96%	37	19	9	2
Election Day	560	36	6.43%	19	12	5	0
Early Vote	560	29	5.18%	18	7	3	1
Mail	560	2	0.36%	0	0	1	1
4306 - NLV	1,067	189	17.71%	117	46	16	4
Election Day	1,067	71	6.65%	38	22	6	1
Early Vote	1,067	101	9.47%	65	22	10	3
Mail	1,067	17	1.59%	14	2	0	0
4310 - NLV	765	161	21.05%	106	8	20	10
Election Day	765	104	13.59%	72	6	14	5
Early Vote	765	45	5.88%	25	2	4	4
Mail	765	12	1.57%	9	0	2	1
4311 - NLV	987	97	9.83%	56	8	20	6
Election Day	987	44	4.46%	31	2	7	3
Early Vote	987	36	3.65%	16	4	13	2
Mail	987	17	1.72%	9	2	0	1
4312 - NLV	540	101	18.70%	70	7	14	7
Election Day	540	58	10.74%	43	2	7	3
Early Vote	540	33	6.11%	20	4	6	3
Mail	540	10	1.85%	7	1	1	1
4390 - NLV	45	2	4.44%	1	0	0	0
Election Day	45	0	0.00%	0	0	0	0
Early Vote	45	0	0.00%	0	0	0	0
Mail	45	2	4.44%	1	0	0	0
4391 - NLV	86	6	6.98%	5	1	0	0
Election Day	86	0	0.00%	0	0	0	0
Early Vote	86	0	0.00%	0	0	0	0
Mail	86	6	6.98%	5	1	0	0
4392 - NLV	276	27	9.78%	18	2	3	3
Election Day	276	14	5.07%	9	1	1	3
Early Vote	276	11	3.99%	8	1	2	0
Mail	276	2	0.72%	1	0	0	0
4393 - NLV	270	31	11.48%	13	5	11	1
Election Day	270	12	4.44%	3	3	6	0
Early Vote	270	16	5.93%	8	2	4	1
Mail	270	3	1.11%	2	0	1	0
4394 - NLV	420	57	13.57%	38	7	10	0
Election Day	420	30	7.14%	18	5	6	0
Early Vote	420	22	5.24%	17	0	4	0
Mail	420	5	1.19%	3	2	0	0
4395 - NLV	14	6	42.86%	4	0	1	1
Election Day	14	0	0.00%	0	0	0	0
Early Vote	14	0	0.00%	0	0	0	0
Mail	14	6	42.86%	4	0	1	1
4396 - NLV	505	98	19.41%	54	21	19	3
Election Day	505	48	9.50%	28	11	7	1
Early Vote	505	39	7.72%	19	7	11	2
Mail	505	11	2.18%	7	3	1	0
4397 - NLV	204	24	11.76%	12	3	7	0
Election Day	204	19	9.31%	10	3	5	0
Early Vote	204	5	2.45%	2	0	2	0
Mail	204	0	0.00%	0	0	0	0
4400 - NLV	34	1	2.94%	1	0	0	0

Election Day	34	0	0.00%	0	0	0	0
Early Vote	34	0	0.00%	0	0	0	0
Mail	34	1	2.94%	1	0	0	0
4401 - NLV	97	7	7.22%	6	1	0	0
Election Day	97	3	3.09%	2	1	0	0
Early Vote	97	4	4.12%	4	0	0	0
Mail	97	0	0.00%	0	0	0	0
4402 - NLV	207	24	11.59%	19	0	2	0
Election Day	207	16	7.73%	14	0	1	0
Early Vote	207	7	3.38%	5	0	1	0
Mail	207	1	0.48%	0	0	0	0
4403 - NLV	427	82	19.20%	56	7	15	2
Election Day	427	41	9.60%	33	4	3	0
Early Vote	427	30	7.03%	16	3	10	0
Mail	427	11	2.58%	7	0	2	2
4404 - NLV	13	7	53.85%	5	0	2	0
Election Day	13	0	0.00%	0	0	0	0
Early Vote	13	0	0.00%	0	0	0	0
Mail	13	7	53.85%	5	0	2	0
4405 - NLV	19	2	10.53%	0	0	1	0
Election Day	19	0	0.00%	0	0	0	0
Early Vote	19	1	5.26%	0	0	1	0
Mail	19	1	5.26%	0	0	0	0
4410 - NLV	392	56	14.29%	40	2	11	3
Election Day	392	29	7.40%	17	1	8	3
Early Vote	392	18	4.59%	15	0	3	0
Mail	392	9	2.30%	8	1	0	0
4411 - NLV	175	12	6.86%	8	2	1	0
Election Day	175	8	4.57%	4	2	1	0
Early Vote	175	3	1.71%	3	0	0	0
Mail	175	1	0.57%	1	0	0	0
4412 - NLV	203	42	20.69%	18	10	13	0
Election Day	203	34	16.75%	16	9	8	0
Early Vote	203	7	3.45%	1	1	5	0
Mail	203	1	0.49%	1	0	0	0
4413 - NLV	230	31	13.48%	19	6	5	1
Election Day	230	21	9.13%	12	4	4	1
Early Vote	230	8	3.48%	5	2	1	0
Mail	230	2	0.87%	2	0	0	0
4414 - NLV	392	58	14.80%	29	11	18	0
Election Day	392	40	10.20%	18	7	15	0
Early Vote	392	13	3.32%	6	4	3	0
Mail	392	5	1.28%	5	0	0	0
4415 - NLV	379	23	6.07%	12	1	8	1
Election Day	379	11	2.90%	5	1	3	1
Early Vote	379	10	2.64%	5	0	5	0
Mail	379	2	0.53%	2	0	0	0
4416 - NLV	1,043	171	16.40%	94	22	41	7
Election Day	1,043	88	8.44%	44	13	25	4
Early Vote	1,043	56	5.37%	32	5	13	2
Mail	1,043	27	2.59%	18	4	3	1
4417 - NLV	562	77	13.70%	45	12	13	3
Election Day	562	39	6.94%	20	8	7	2
Early Vote	562	27	4.80%	17	2	5	1
Mail	562	11	1.96%	8	2	1	0
4420 - NLV	175	25	14.29%	15	2	6	1
Election Day	175	11	6.29%	3	2	4	1

Early Vote	175	11	6.29%	9	0	2	0
Mail	175	3	1.71%	3	0	0	0
4421 - NLV	0	0	0.00%	0	0	0	0
Election Day	0	0	0.00%	0	0	0	0
Early Vote	0	0	0.00%	0	0	0	0
Mail	0	0	0.00%	0	0	0	0
4422 - NLV	232	23	9.91%	15	2	3	0
Election Day	232	12	5.17%	7	2	3	0
Early Vote	232	10	4.31%	7	0	0	0
Mail	232	1	0.43%	1	0	0	0
4423 - NLV	1	0	0.00%	0	0	0	0
Election Day	1	0	0.00%	0	0	0	0
Early Vote	1	0	0.00%	0	0	0	0
Mail	1	0	0.00%	0	0	0	0
	39,254	6,406	16.32%	3,606	1,210	1,252	205
Candidates							

1 Buck, Shari
 2 Dolan, Bill
 3 Easter, Honey
 4 Fuller, Lee R.

April 09, 2003 11:29 AM

Top of Page